

**SAUDI PAPER MANUFACTURING COMPANY**  
(A SAUDI JOINT STOCK COMPANY)

**CONSOLIDATED FINANCIAL STATEMENTS**  
**FOR THE YEAR ENDED DECEMBER 31, 2023**  
**WITH INDEPENDENT AUDITOR'S REPORT**

**SAUDI PAPER MANUFACTURING COMPANY**  
**(A SAUDI JOINT STOCK COMPANY)**  
**CONSOLIDATED FINANCIAL STATEMENTS FOR THE YEAR ENDED DECEMBER 31, 2023**  
**WITH INDEPENDENT AUDITOR'S REPORT**

---

<b>INDEX</b>	<b>PAGE</b>
Independent auditor's report	1-5
Consolidated statement of financial position	6
Consolidated statement of profit or loss and other comprehensive income	7
Consolidated statement of changes in equity	8
Consolidated statement of cash flows	9
Notes to the consolidated financial statements	10 – 51



**PKF**

Ibrahim Ahmed Al-Bassam  
& Co. Certified Public Accountants

## INDEPENDENT AUDITOR'S REPORT

TO THE SHAREHOLDERS OF SAUDI PAPER MANUFACTURING COMPANY  
(A SAUDI JOINT STOCK COMPANY)

(1 /5)

DAMMAM, KINGDOM OF SAUDI ARABIA

### REPORT ON THE AUDIT OF THE CONSOLIDATED FINANCIAL STATEMENTS

#### OPINION

In our opinion, the accompanying consolidated financial statements present fairly, in all material respects, the consolidated financial position of the Group as at December 31, 2023, its consolidated financial performance and its consolidated cash flows for the year then ended, in accordance with International Financial Reporting Standards ("IFRSs") as endorsed in the Kingdom of Saudi Arabia and other standards and pronouncements issued by Saudi Organization for Chartered and Professional Accountants ("SOCPA").

We have audited the consolidated financial statements of Saudi Paper Manufacturing Company (a Saudi Joint Stock Company) ("the Company") and its subsidiaries (collectively referred to as "the Group"), which comprise:

- The consolidated statement of financial position as at December 31, 2023;
- The consolidated statements of profit or loss and other comprehensive income for the year then ended;
- The consolidated statement of changes in equity for the year then ended;
- The consolidated statement of cash flows for the year then ended, and;
- The notes to the consolidated financial statements, comprising material accounting policies and other explanatory information

#### BASIS FOR OPINION

We conducted our audit in accordance with International Standards on Auditing (ISAs) as endorsed in the Kingdom of Saudi Arabia. Our responsibilities under those standards are further described in the "Auditor's Responsibilities for the Audit of the Consolidated Financial Statements" section of our report. We are independent of the Group in accordance with the professional code of conduct and ethics as endorsed in the Kingdom of Saudi Arabia that are relevant to our audit of the consolidated financial statements and we have fulfilled our other ethical responsibilities in accordance with these requirements. We believe that the audit evidence we have obtained is sufficient and appropriate to provide a basis for our opinion.

#### KEY AUDIT MATTER

Key audit matters are those matters that, in our professional judgment, were of most significance in our audit of the consolidated financial statements of the current year. These matters were addressed in the context of our audit of the consolidated financial statements as a whole, and in forming our opinion thereon, and we do not provide a separate opinion on these matters.

#### RIYADH

Tel. +966 11 206 5333 | P.O Box 69658  
Fax +966 11 206 5444 | Riyadh 11557

#### JEDDAH

Tel. +966 12 652 5333 | P.O Box 15651  
Fax +966 12 652 2894 | Jeddah 21454

#### AL KHOBAR

Tel. +966 13 893 3378 | P.O Box 4636  
Fax +966 13 893 3349 | Al Khobar 31952

INDEPENDENT AUDITOR'S REPORT (Continued)

(2 /5)

TO THE SHAREHOLDERS OF SAUDI PAPER MANUFACTURING COMPANY  
(A SAUDI JOINT STOCK COMPANY)

DAMMAM, KINGDOM OF SAUDI ARABIA

REPORT ON THE AUDIT OF THE CONSOLIDATED FINANCIAL STATEMENTS

KEY AUDIT MATTER (Continued)

Key audit matter	How the matter was addressed in our audit
<b>Impairment allowance for trade receivables as per requirements of IFRS 9</b>	
<p>As at December 31, 2023, the gross carrying amount of trade receivables amounted to SR 210.35 million (2022: SR 214.95 million) against which the Group recognized "Expected Credit Loss" ECL allowance amounting to SR 17.43 million (2022: SR 56.42 million) in accordance with the requirements of IFRS 9, "Financial Instruments".</p> <p>IFRS 9 requires ECL model for the calculations of allowance for impairment of financial instruments including trade receivables. Management has applied a simplified expected credit loss ("ECL") model to determine the allowance for impairment of trade receivables.</p> <p>We considered this to be a key audit matter due to the level of significant judgments, estimates and assumptions used by the management in calculations of allowance for impairment of trade receivables.</p> <p>Refer note 9 to the consolidated financial statements for the disclosure related to impairment allowance for trade receivables.</p>	<p>We have performed the following procedures for assessing the impact on the impairment allowance of financial assets as per requirements of IFRS 9:</p> <ul style="list-style-type: none"> <li>✔ Evaluated the appropriateness of the application of expected credit loss model prepared by the Management of the Group for the relevant financial assets by understanding the nature of the financial assets and comparing the application to the requirements of the standard;</li> <li>✔ Verified the data inputs in assessing the reasonableness of the probability of defaults (PDs) against source documents and information;</li> <li>✔ Tested key assumptions by comparing to the historical data;</li> <li>✔ Performed our independent assessment of impairment of trade receivables based on simplified approach and engaged our expert to provide further reliance on the assessment performed by us; and</li> <li>✔ Reviewed the adequacy of the Group's disclosures as presented in the accompanying consolidated financial statements in accordance with the applicable accounting standard.</li> </ul>

**RIYADH**

Tel. +966 11 206 5333 | P.O Box 69658  
Fax +966 11 206 5444 | Riyadh 11557

**JEDDAH**

Tel. +966 12 652 5333 | P.O Box 15651  
Fax +966 12 652 2894 | Jeddah 21454

**AL KHOBAR**

Tel. +966 13 893 3378 | P.O Box 4636  
Fax +966 13 893 3349 | Al Khobar 31952

## INDEPENDENT AUDITOR'S (Continued)

**TO THE SHAREHOLDERS OF SAUDI PAPER MANUFACTURING COMPANY  
(A SAUDI JOINT STOCK COMPANY)**

(3 / 5)

**DAMMAM, KINGDOM OF SAUDI ARABIA**

### REPORT ON THE AUDIT OF THE CONSOLIDATED FINANCIAL STATEMENTS

---

#### OTHER INFORMATION INCLUDED IN THE GROUP 2023 ANNUAL REPORT

Management is responsible for the other information. The other information comprises the information included in the Group's annual report but does not include the consolidated financial statements and our auditor's report thereon. The annual report is expected to be made available to us after the date of this auditor's report.

Our opinion on the consolidated financial statements does not cover the other information and we do not express any form of assurance conclusion thereon.

In connection with our audit of the consolidated financial statements, our responsibility is to read the other information when it becomes available and, in doing so, consider whether the other information is materially inconsistent with the consolidated financial statements or our knowledge obtained in the audit, or otherwise appears to be materially misstated.

When we read the annual report, and we conclude that there is material misstatement therein, we are required to communicate the matter to those charged with governance.

---

#### RESPONSIBILITIES OF MANAGEMENT AND THOSE CHARGED WITH GOVERNANCE FOR THE CONSOLIDATED FINANCIAL STATEMENTS

Management is responsible for the preparation and fair presentation of these consolidated financial statements in accordance with IFRSs as endorsed in the Kingdom of Saudi Arabia and other standards and pronouncements issued by SOCPA and applicable requirements of the Regulation for Companies and the Company's By-laws and for such internal controls as management determines are necessary to enable the preparation of consolidated financial statements that are free from material misstatement, whether due to fraud or error.

In preparing the consolidated financial statements, management is responsible for assessing the Group's ability to continue as a going concern, disclosing, as applicable, matters related to going concern and using the going concern basis of accounting unless management either intends to liquidate the Group or to cease operations, or have no realistic alternative but to do so.

Those charged with governance, i.e. the Board of Directors of the Company are responsible for overseeing the Group's financial reporting process.

---

#### AUDITOR'S RESPONSIBILITIES FOR THE AUDIT OF THE CONSOLIDATED FINANCIAL STATEMENTS

Our objectives are to obtain reasonable assurance about whether the consolidated financial statements as a whole are free from material misstatement, whether due to fraud or error, and to issue an auditor's report that includes our opinion. Reasonable assurance is a high level of assurance, but is not a guarantee that an audit conducted in accordance with ISAs as endorsed in the Kingdom of Saudi Arabia, will always detect a material misstatement when it exists. Misstatements can arise from fraud or error and are considered material if, individually or in the aggregate, they could reasonably be expected to influence the economic decisions of users taken on the basis of these consolidated financial statements.

##### RIYADH

Tel. +966 11 206 5333 | P.O Box 69658  
Fax +966 11 206 5444 | Riyadh 11557

##### JEDDAH

Tel. +966 12 652 5333 | P.O Box 15651  
Fax +966 12 652 2894 | Jeddah 21454

##### AL KHOBAR

Tel. +966 13 893 3378 | P.O Box 4636  
Fax +966 13 893 3349 | Al Khobar 31952

## INDEPENDENT AUDITOR'S REPORT (Continued)

TO THE SHAREHOLDERS OF SAUDI PAPER MANUFACTURING COMPANY  
(A SAUDI JOINT STOCK COMPANY)

(4 /5)

DAMMAM, KINGDOM OF SAUDI ARABIA

REPORT ON THE AUDIT OF THE CONSOLIDATED FINANCIAL STATEMENTS

### AUDITOR'S RESPONSIBILITIES FOR THE AUDIT OF THE CONSOLIDATED FINANCIAL STATEMENTS (Continued)

As part of an audit in accordance with the International Standards on Auditing that are endorsed in the Kingdom of Saudi Arabia, we exercise professional judgement and maintain professional scepticism throughout the audit. We also:

- Identify and assess the risks of material misstatement of the consolidated financial statements, whether due to fraud or error, design and perform audit procedures responsive to those risks, and obtain audit evidence that is sufficient and appropriate to provide a basis for our opinion. The risk of not detecting a material misstatement resulting from fraud is higher than for one resulting from error, as fraud may involve collusion, forgery, intentional omissions, misrepresentations, or the override of internal control.
- Obtain an understanding of internal control relevant to the audit in order to design audit procedures that are appropriate in the circumstances, but not for the purpose of expressing an opinion on the effectiveness of the Group's internal control.
- Evaluate the appropriateness of accounting policies used and the reasonableness of accounting estimates and related disclosures made by management.
- Conclude on the appropriateness of management's use of the going concern basis of accounting and based on the audit evidence obtained, whether a material uncertainty exists related to events or conditions that may cast significant doubt on the Company's ability to continue as a going concern. If we conclude that a material uncertainty exists, we are required to draw attention in our auditor's report to the related disclosures in the consolidated financial statements or, if such disclosures are inadequate, to modify our opinion. Our conclusions are based on the audit evidence obtained up to the date of our auditor's report. However, future events or conditions may cause the Group to cease to continue as a going concern.
- Evaluate the overall presentation, structure and content of the consolidated financial statements, including the disclosures, and whether the consolidated financial statements represent the underlying transactions and events in a manner that achieves fair presentation.
- Obtain sufficient appropriate audit evidence regarding the financial information of the entities or business activities within the Group to express an opinion on the consolidated financial statements. We are responsible for the direction, supervision and performance of the Group audit. We remain solely responsible for our audit opinion.

We communicate with those charged with governance regarding, among other matters, the planned scope and timing of the audit and significant audit findings, including any significant deficiencies in internal control that we identify during our audit.

#### RIYADH

Tel. +966 11 206 5333 | P.O Box 69658  
Fax +966 11 206 5444 | Riyadh 11557

#### JEDDAH

Tel. +966 12 652 5333 | P.O Box 15651  
Fax +966 12 652 2894 | Jeddah 21454

#### AL KHOBAR

Tel. +966 13 893 3378 | P.O Box 4636  
Fax +966 13 893 3349 | Al Khobar 31952

INDEPENDENT AUDITOR'S REPORT (Continued)

(5 /5)

TO THE SHAREHOLDERS OF SAUDI PAPER MANUFACTURING COMPANY  
(A SAUDI JOINT STOCK COMPANY)

DAMMAM, KINGDOM OF SAUDI ARABIA


REPORT ON THE AUDIT OF THE CONSOLIDATED FINANCIAL STATEMENTS

AUDITOR'S RESPONSIBILITIES FOR THE AUDIT OF THE CONSOLIDATED FINANCIAL STATEMENTS  
(Continued)

We also provide those charged with governance with a statement that we have complied with relevant ethical requirements regarding independence, and to communicate with them all relationships and other matters that may reasonably be thought to bear on our independence, and where applicable, related safeguards.

From the matters communicated with those charged with governance, we determine those matters that were of most significance in the audit of the consolidated financial statements of the current year and are therefore the key audit matters. We describe these matters in our auditor's report unless law or regulation precludes public disclosure about the matter or when, in extremely rare circumstances, we determine that a matter should not be communicated in our report because the adverse consequences of doing so would reasonably be expected to outweigh the public interest benefits of such communication.

For Al-Bassam & Co.



Ibrahim Ahmed Al Bassam  
Certified Public Accountant  
License No. 337

Khobar: 9 Ramadan 1445H

Corresponding to: March 19, 2024



RIYADH

Tel. +966 11 206 5333 | P.O Box 69658  
Fax +966 11 206 5444 | Riyadh 11557

JEDDAH

Tel. +966 12 652 5333 | P.O Box 15651  
Fax +966 12 652 2894 | Jeddah 21454

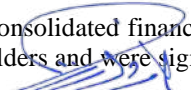
AL KHOBAR

Tel. +966 13 893 3378 | P.O Box 4636  
Fax +966 13 893 3349 | Al Khobar 31952

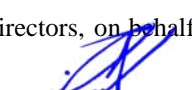
**SAUDI PAPER MANUFACTURING COMPANY**  
**(A SAUDI JOINT STOCK COMPANY)**  
**CONSOLIDATED STATEMENT OF FINANCIAL POSITION**  
**AS OF DECEMBER 31, 2023**

	Note	2023 SR	2022 SR
<b>ASSETS</b>			
<b>Non-current assets</b>			
Property, plant and equipment	4.1	570,829,304	567,962,634
Right of use assets	4.2	9,796,884	11,600,915
Intangible assets	5	23,736,589	24,421,136
Investment in an associate	6	23,284,033	25,120,051
<b>Total non-current assets</b>		<b>627,646,810</b>	<b>629,104,736</b>
<b>Current assets</b>			
Inventories	8	124,830,425	114,740,894
Trade receivables	9	192,917,542	158,533,533
Advances, prepayments and other assets	10	97,543,645	40,347,234
Cash and cash equivalents	11	35,006,492	115,383,116
<b>Total current assets</b>		<b>450,298,104</b>	<b>429,004,777</b>
<b>TOTAL ASSETS</b>		<b>1,077,944,914</b>	<b>1,058,109,513</b>
<b>EQUITY AND LIABILITIES</b>			
<b>Equity</b>			
Share capital	12	337,000,000	337,000,000
Treasury shares	13.2	(3,882,987)	-
Statutory reserve	13.1	15,340,512	8,046,938
Translation reserve		(6,122,002)	(6,106,593)
Other reserves	13.3	812,785	(1,434,127)
Retained earnings		129,458,169	63,816,007
<b>Equity attributable to the shareholders of the Company</b>		<b>472,606,477</b>	<b>401,322,225</b>
Non-controlling interest		797,158	978,022
<b>Total equity</b>		<b>473,403,635</b>	<b>402,300,247</b>
<b>LIABILITIES</b>			
<b>Non-current liabilities</b>			
Medium and long term loans	14	165,755,832	261,031,603
Employees' end of service benefits	15	23,830,845	23,174,062
Lease liabilities – non current portion	20	7,416,644	7,955,352
<b>Total non-current liabilities</b>		<b>197,003,321</b>	<b>292,161,017</b>
<b>Current liabilities</b>			
Short-term loans	17	164,257,168	148,907,553
Medium and long term loans – current portion	14	89,156,136	81,490,819
Trade payables	16	99,621,812	74,204,911
Accrued expenses and other liabilities	18	36,690,080	39,644,552
Provision for zakat	19	15,221,689	15,143,728
Lease liabilities – current portion	20	2,591,073	4,256,686
<b>Total current liabilities</b>		<b>407,537,958</b>	<b>363,648,249</b>
<b>Total liabilities</b>		<b>604,541,279</b>	<b>655,809,266</b>
<b>TOTAL EQUITY AND LIABILITIES</b>		<b>1,077,944,914</b>	<b>1,058,109,513</b>

These consolidated financial statements were approved and authorized for issue by the Board of Directors, on behalf of shareholders and were signed on their behalf on March 14, 2024.

  
Khalid Walid Abo Hana  
Chief Financial Officer

  
Youssef Abdel Hamid Abdel  
Aziz El Bishry  
Chief Executive Officer

  
Abdullah Abdul Rahman  
Al-Kharashi  
Chairman

The accompanying notes form an integral part of these consolidated financial statements.




**SAUDI PAPER MANUFACTURING COMPANY**  
**(A SAUDI JOINT STOCK COMPANY)**  
**CONSOLIDATED STATEMENT OF PROFIT OR LOSS AND OTHER COMPREHENSIVE INCOME**  
**FOR THE YEAR ENDED DECEMBER 31, 2023**

	Note	2023 SR	2022 SR
Revenue	21	811,082,497	691,864,895
Cost of revenue	22, 29	(563,515,241)	(514,993,303)
<b>Gross profit</b>		<b>247,567,256</b>	<b>176,871,592</b>
General and administrative expenses	23, 29	(54,600,464)	(54,076,596)
Selling and distribution expenses	24, 29	(76,045,474)	(61,786,382)
Allowance for impairment of trade receivables	9	(444,304)	(8,549,170)
Share in profit of an associate	6	3,366,573	3,211,976
Other income	26.1	3,328,191	22,472,653
Other expenses	26.2	(772,773)	(1,425,123)
<b>Profit before finance charges and zakat</b>		<b>122,399,005</b>	<b>76,718,950</b>
Finance charges	25	(40,549,788)	(27,917,539)
<b>Profit before zakat</b>		<b>81,849,217</b>	<b>48,801,411</b>
Zakat	19	(8,346,085)	(1,779,592)
<b>Net profit for the year</b>		<b>73,503,132</b>	<b>47,021,819</b>
<b><u>Other comprehensive income</u></b>			
<i>Items that will not be reclassified to profit or loss</i>			
Remeasurement gain (loss) on employees' end of service benefits	15	2,249,503	(669,674)
Share of other comprehensive loss of an associate	6	(2,591)	-
<i>Items that may be reclassified to profit or loss</i>			
Exchange differences on translation of foreign operations		(33,685)	824,656
<b>Other comprehensive income for the year</b>		<b>2,213,227</b>	<b>154,982</b>
<b>Total comprehensive income for the year</b>		<b>75,716,359</b>	<b>47,176,801</b>
<b>Net profit attributable to:</b>			
Shareholders of the Company		72,935,736	46,894,939
Non-controlling interest		567,396	126,880
<b>Net profit for the year</b>		<b>73,503,132</b>	<b>47,021,819</b>
<b>Total comprehensive income attributable to:</b>			
Shareholders of the Company		75,167,239	46,922,490
Non-controlling interest		549,120	254,311
<b>Total comprehensive income for the year</b>		<b>75,716,359</b>	<b>47,176,801</b>
<b>Earnings per share (SR) attributable to shareholders of the company</b>			
Basic and diluted earnings per share	27	2.17	1.62

The consolidated financial statements were approved and authorized for issue by the Board of Directors, on behalf of shareholders and were signed on their behalf on March 14, 2024.

  
Khalid Walid Abo Hana  
Chief Financial Officer

  
Yousseri Abdel Hamid Abdel  
Aziz El Bishry  
Chief Executive Officer

  
Abdullah Abdul Rahman  
Al-Kharashi  
Chairman

The accompanying notes form an integral part of these consolidated financial statements.

**SAUDI PAPER MANUFACTURING COMPANY**

(A SAUDI JOINT STOCK COMPANY)

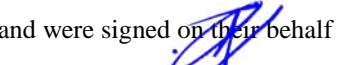
**CONSOLIDATED STATEMENT OF CHANGES IN EQUITY  
FOR THE YEAR ENDED DECEMBER 31, 2023**

	Equity attributable to the shareholders of the Company						Total SR	Non-controlling interest SR	Total equity SR
	Share capital SR	Treasury stock SR	Statutory reserve SR	Translation reserve SR	Other reserves SR	Retained earnings SR			
<b>As at January 1, 2022</b>	192,000,000	-	3,357,444	(6,803,818)	(764,453)	24,771,851	212,561,024	1,024,586	213,585,610
Net profit for the year	-	-	-	-	-	46,894,939	46,894,939	126,880	47,021,819
Other comprehensive income (loss) for the year	-	-	-	697,225	(669,674)	-	27,551	127,431	154,982
Total comprehensive income (loss) for the year	-	-	-	697,225	(669,674)	46,894,939	46,922,490	254,311	47,176,801
Transfer to statutory reserve	-	-	4,689,494	-	-	(4,689,494)	-	-	-
<b>Transaction with owners of the Company</b>									
Increase in share capital (note 1)	145,000,000	-	-	-	-	-	145,000,000	-	145,000,000
Cost of increase in share capital	-	-	-	-	-	(3,161,289)	(3,161,289)	-	(3,161,289)
Dividend paid	-	-	-	-	-	-	-	(300,875)	(300,875)
<b>As at December 31, 2022</b>	<b>337,000,000</b>	<b>-</b>	<b>8,046,938</b>	<b>(6,106,593)</b>	<b>(1,434,127)</b>	<b>63,816,007</b>	<b>401,322,225</b>	<b>978,022</b>	<b>402,300,247</b>
<b>As at January 1, 2023</b>	<b>337,000,000</b>	<b>-</b>	<b>8,046,938</b>	<b>(6,106,593)</b>	<b>(1,434,127)</b>	<b>63,816,007</b>	<b>401,322,225</b>	<b>978,022</b>	<b>402,300,247</b>
Net profit for the year	-	-	-	-	-	72,935,736	72,935,736	567,396	73,503,132
Other comprehensive (loss) income for the year	-	-	-	(15,409)	2,246,912	-	2,231,503	(18,276)	2,213,227
Total comprehensive (loss) income for the year	-	-	-	(15,409)	2,246,912	72,935,736	75,167,239	549,120	75,716,359
Transfer to statutory reserve	-	-	7,293,574	-	-	(7,293,574)	-	-	-
<b>Transaction with owners of the Company</b>									
Treasury shares acquired during the year (note 13.2)	-	(3,882,987)	-	-	-	-	(3,882,987)	-	(3,882,987)
Dividend paid	-	-	-	-	-	-	-	(729,984)	(729,984)
<b>As at December 31, 2023</b>	<b>337,000,000</b>	<b>(3,882,987)</b>	<b>15,340,512</b>	<b>(6,122,002)</b>	<b>812,785</b>	<b>129,458,169</b>	<b>472,606,477</b>	<b>797,158</b>	<b>473,403,635</b>

The consolidated financial statements were approved and authorized for issue by the Board of Directors, on behalf of shareholders and were signed on their behalf on March 14, 2024.

  
Khalid Walid Abo Hana  
Chief Financial Officer

  
Yousseri Abdel Hamid Abdel  
Aziz El Bishry  
Chief Executive Officer

  
Abdullah Abdul Rahman  
Al-Kharashi  
Chairman

The accompanying notes form an integral part of these consolidated financial statements.

**SAUDI PAPER MANUFACTURING COMPANY**  
**(A SAUDI JOINT STOCK COMPANY)**  
**CONSOLIDATED STATEMENT OF CASH FLOWS**  
**FOR THE YEAR ENDED DECEMBER 31, 2023**

	2023 SR	2022 SR
<b>Cash flow from operating activities</b>		
Net profit for the year	73,503,132	47,021,819
<i>Adjustments for:</i>		
Depreciation of property, plant and equipment	53,147,009	48,826,727
Depreciation on right of use assets	5,388,907	4,710,512
Finance charges	40,549,788	27,917,539
Allowance for impairment of trade receivables	444,304	8,549,170
Provision for employees' end of service benefits	3,909,333	3,714,183
Amortization of intangible assets	1,188,507	2,052,698
Zakat expense	8,346,085	1,779,592
Gain on sale of property, plant and equipment	(263,041)	(18,967,515)
Impairment loss on property, plant and equipment	-	996,824
Reversal of impairment loss on property, plant and equipment	-	(5,280,592)
Reversal of custom duty refundable	1,288,839	-
Reversal for slow moving inventories	(970,266)	(3,751,883)
Share in profit of an associate	(3,366,573)	(3,211,976)
	<b>183,166,024</b>	<b>114,357,098</b>
<i>Changes in operating assets and liabilities:</i>		
Trade receivables	(34,828,313)	(17,343,934)
Inventories	(9,119,265)	(25,676,779)
Advances, prepayments and other assets	(58,485,250)	10,167,928
Short term deposits	-	34,000,000
Trade payables	30,616,901	2,544,743
Accrued expenses and other liabilities	(2,954,472)	(10,030,910)
Cash generated from operations	<b>108,395,625</b>	<b>108,018,146</b>
Finance cost paid	(37,613,377)	(26,676,523)
Zakat paid	(8,268,124)	(2,845,986)
Employees' end of service benefits paid	(2,081,525)	(2,349,752)
<b>Net cash generated from operating activities</b>	<b>60,432,599</b>	<b>76,145,885</b>
<b>Cash flow from investing activities</b>		
Additions to property, plant and equipment	(56,015,538)	(65,195,269)
Additions to intangible assets	(503,960)	(1,656,830)
Proceeds from disposal of property, plant and equipment	263,041	24,762,375
<b>Net cash used in investing activities</b>	<b>(56,256,457)</b>	<b>(42,089,724)</b>
<b>Cash flow from financing activities</b>		
Proceeds from increase in share capital, net	-	141,838,711
Repayment of medium and long term loans	(87,807,051)	(80,109,456)
Change in short term loans, net	14,375,781	(18,894,429)
Acquisition of treasury shares	(3,882,987)	-
Dividend paid to non-controlling interest	(729,984)	(300,875)
Lease payments	(6,388,472)	(4,982,722)
<b>Net cash (used in) generated from financing activities</b>	<b>(84,432,713)</b>	<b>37,551,229</b>
<b>Net change in cash and cash equivalents</b>	<b>(80,256,571)</b>	<b>71,607,390</b>
Cash and cash equivalents at the beginning of the year	<b>115,383,116</b>	<b>43,068,386</b>
Effect of exchange rate fluctuations	(120,053)	707,340
<b>Cash and cash equivalents at the end of the year</b>	<b>35,006,492</b>	<b>115,383,116</b>


**Supplemental cash flow information**

32

The consolidated financial statements were approved and authorized for issue by the Board of Directors, on behalf of shareholders and were signed on their behalf on March 14, 2024.

  
**Khalid Walid Abo Hana**  
**Chief Financial Officer**

  
**Youssef Abdel Hamid Abdel Aziz El Bishry**  
**Chief Executive Officer**

  
**Abdullah Abdul Rahman Al-Kharashi**  
**Chairman**

The accompanying notes form an integral part of these consolidated financial statements.

**SAUDI PAPER MANUFACTURING COMPANY**  
**(A SAUDI JOINT STOCK COMPANY)**  
**NOTES TO THE CONSOLIDATED FINANCIAL STATEMENTS**  
**FOR THE YEAR ENDED DECEMBER 31, 2023**

**1. ORGANIZATION AND PRINCIPAL ACTIVITIES**

Saudi Paper Manufacturing Company (“the Company”) is a Saudi Joint Stock Company registered in the Kingdom of Saudi Arabia under commercial registration number 2050028141 issued in Dammam on Muharram 10, 1415H (June 20, 1994). The Company’s share capital is SR 337 million divided into 33.7 million shares of SR 10 each.

The principal activities of the Company and its subsidiaries (the “Group”), each of which operates under individual commercial registration, are to manufacture tissue paper rolls, convert tissue paper rolls into facial, kitchen and toilet tissue papers and collect, sort, transport and press waste papers.

The Company’s registered office is P.O. Box 2598, Unit number 2, Dammam 34326-7169, the Kingdom of Saudi Arabia.

On October 18, 2021, the Company announced the Board recommendation to increase the share capital of the Company by SR 145 million by way of right issue to support the expansion activities and provide working capital to increase operational capacity and support the future activities. On October 18, 2022, the Company increased its share capital through right issue by SR 145 million by offering 14.5 million shares which were fully subscribed. All the legal formalities related to increase of share capital has been completed before the year ended December 31, 2022.

On November 29, 2023, the Company announced the Board recommendation to increase the share capital of the Company by 37.07 million (10%) through issuance of bonus shares. The Board recommended to grant one share for every ten shares owned by the shareholders to support the capital base, which contributes to enhancing future growth plans and maximizing total returns to shareholders. Further, the Company announced the Board decision for recommendation to Extraordinary General Assembly (EGM) to distribute cash dividends amounting to SR 16.85 million (5%) to the shareholders.

**Structure of the group**

The consolidated financial statements include the financial statements of the Company and its subsidiaries (“The Group”) as listed below:

<b>Subsidiary</b>	<b>Country of incorporation</b>	<b>Ownership percentage at December 31,</b>	
		<b>2023</b>	<b>2022</b>
Saudi Recycling Company	Saudi Arabia	<b>100%</b>	100%
Saudi Paper Converting Company	Saudi Arabia	<b>100%</b>	100%
Saudi Investment and Industrial Development Company	Saudi Arabia	<b>100%</b>	100%
Al Madar Paper Trading	Morocco	<b>100%</b>	100%
Al Madar Paper Trading	Jordan	<b>100%</b>	100%
Saudi Paper Converting Company Jordan	Jordan	<b>100%</b>	100%
Al Madar Paper	Algeria	<b>100%</b>	100%
Morocco Paper Manufacturing Company *	Morocco	<b>100%</b>	100%
Al - Juthoor Paper Tissue Manufacturing Plant	Kuwait	<b>85%</b>	85%

\*In 2019, based on a “promise to sell agreement” the Group sold one of its subsidiary, Morocco Paper Manufacturing Company (MPMC). The balance receivable against the sale amounting to SR 13.6 million was presented under advances, prepayments and other assets. In 2020, the Company has provided SR 13.6 million against this receivable balance based on the recommendation of Board of Director of the Company and filed a law suit to cancel the sale agreement and recovery of factory. During the year ended December 31, 2021, the Company obtained back the subsidiary through a court order after which the balance along its impairment is recorded under property, plant and equipment.

**SAUDI PAPER MANUFACTURING COMPANY**  
**(A SAUDI JOINT STOCK COMPANY)**  
**NOTES TO THE CONSOLIDATED FINANCIAL STATEMENTS**  
**FOR THE YEAR ENDED DECEMBER 31, 2023**

---

## **2. BASIS OF PREPARATION**

### **2.1 Statement of compliance**

These consolidated financial statements have been prepared in accordance with International Financial Reporting Standards (IFRSs) as endorsed in the Kingdom of Saudi Arabia and other standards and pronouncements issued by Saudi Organization for Chartered and Professional Accountants (“SOCPA”).

The Ministry of Commerce and Investment commenced the implementation of the new Companies Law effective from 19 January 2023 (effective date). This Law shall supersede the Companies Law promulgated by Royal Decree No. (M/3), dated 28 Muharram 1437H (corresponding to November 10, 2015) and the Law of Professional Companies promulgated by Royal Decree No. (M/17), dated 26 Muharram 1441H (corresponding to September 25, 2019), and shall repeal any provisions conflicting therewith. Companies existing as at the effective date of the regulations shall make all necessary amendments to their By-laws to comply with the requirements of the provisions of the new companies’ regulations within a period of two years of the effective date of the Companies’ Law.

The Company is in process of making necessary amendments to the Company’s By Laws and expected to complete within stipulated time as required by the new regulations. Subsequent to the year end, the Company has received approval from Ministry of Commerce to include this matter in next EGM for approval.

### **2.2 Basis of accounting**

These consolidated financial statements have been prepared on the historical cost convention, except where IFRS requires other measurement basis as disclosed in the applicable accounting policies in note 3 of the consolidated financial statements.

The preparation of these consolidated financial statements in conformity with IFRSs required management to make judgements, estimates and assumptions that affect the application of accounting policies and reported amounts in the consolidated financial statements. These critical accounting judgements and key sources of estimations are disclosed in note 3.21.

### **2.3 Functional and presentation currency**

These consolidated financial statements are presented in Saudi Riyal (SR), which is the Group’s functional and presentation currency.

### **2.4 Basis of consolidation**

These consolidated financial statements incorporate the financial statements of the “Group” as detailed in note 1. Control is achieved when the Group:

- has power over the investee;
- is exposed, or has rights, to variable returns from its involvement with the investee; and
- has the ability to use its power to affect its returns.

The Group reassesses whether or not it controls an investee if facts and circumstances indicate that there are changes to one or more of the three elements of control listed above.

When the Company has less than a majority of the voting rights of an investee, it has power over the investee when the voting rights are sufficient to give it the practical ability to direct the relevant activities of the investee unilaterally. The Company considers all relevant facts and circumstances in assessing whether or not the Company's voting rights in an investee are sufficient to give it power, including:

- the size of the Company’s holding of voting rights relative to the size and dispersion of holdings of the other vote holders;
- potential voting rights held by the Company, other vote holders or other parties;
- rights arising from other contractual arrangements; and
- any additional facts and circumstances that indicate that the Company has, or does not have, the current ability to direct the relevant activities at the time that decisions need to be made, including voting patterns at previous shareholders’ meetings.

Consolidation of a subsidiary begins when the Company obtains control over the subsidiary and ceases when the Company loses control of the subsidiary. Specifically, income and expenses of a subsidiary acquired or disposed of during the year are included in the consolidated statement of profit or loss and other comprehensive income from the date the Company gains control until the date when the Company ceases to control the subsidiary.

**SAUDI PAPER MANUFACTURING COMPANY**  
**(A SAUDI JOINT STOCK COMPANY)**  
**NOTES TO THE CONSOLIDATED FINANCIAL STATEMENTS**  
**FOR THE YEAR ENDED DECEMBER 31, 2023**

**2. BASIS OF PREPARATION** (Continued)

**2.4 Basis of consolidation** (Continued)

Consolidated statement of profit or loss and each component of other comprehensive income are attributed to the shareholders of the Company and non- controlling interest. Total comprehensive income of subsidiaries is wholly attributed to the shareholders of the Company except the comprehensive income of Al-Juthoor subsidiary.

When necessary, adjustments are made to the financial statements of subsidiaries to bring their accounting policies into line with the Group’s accounting policies.

All intragroup assets and liabilities, equity, income, expenses and cash flows relating to transactions between members of the Group are eliminated in full on consolidation.

**2.5 New standards, amendments to standards and interpretations**

A number of new standards, interpretations and amendments to the standards are effective from January 1, 2023, but they don’t have material effect on the Group’s consolidated financial statements.

<b>Amendments to standard</b>	<b>Description</b>	<b>Effective for annual years beginning on or after</b>	<b>Summary of the amendment</b>
IFRS 9 (Amendments to IFRS 4)	Extension of the Temporary Exemption from Applying IFRS 9 (Amendments to IFRS 4)	January 1, 2023	The amendment changes the fixed expiry date for the temporary exemption in IFRS 4 Insurance Contracts from applying IFRS 9 Financial Instruments, so that entities would be required to apply IFRS 9 for annual periods beginning on or after 1 January 2023.
IFRS 17	Insurance Contracts and its amendments	January 1, 2023	This is a comprehensive new accounting standard for insurance contracts covering recognition and measurement, presentation, and disclosure. Once effective, IFRS 17 (along with its subsequent amendments) will replace IFRS 4 Insurance Contracts (IFRS 4) which was issued in 2005.
IAS 1 and IFRS Practice Statement 2	Disclosure of accounting policies	January 1, 2023	This amendment deals with assisting entities to decide which accounting policies to disclose in their financial statements.
IAS 8	Amendment to the definition of accounting estimate	January 1, 2023	These amendments regarding the definition of accounting estimates help entities to distinguish between accounting policies and accounting estimates.
IAS 12	Deferred tax related to assets and liabilities arising from a single transaction	January 1, 2023	These amendments require companies to recognize deferred tax on transactions that, on initial recognition, give rise to equal amounts of taxable and deductible temporary differences.
IAS 12	International tax reform (pillar two model rules)	January 1, 2023	These amendments give companies temporary relief from accounting for deferred taxes arising from the Organization for Economic Co-operation and Development’s (OECD) international tax reform. The amendments also introduce targeted disclosure requirements for affected companies.

**SAUDI PAPER MANUFACTURING COMPANY**  
**(A SAUDI JOINT STOCK COMPANY)**  
**NOTES TO THE CONSOLIDATED FINANCIAL STATEMENTS**  
**FOR THE YEAR ENDED DECEMBER 31, 2023**

---

**2. BASIS OF PREPARATION (Continued)**

**2.6 New standards, amendments to standards and interpretation that have been issued but are not yet effective**

The Group has not applied the following new and revised IFRSs and amendments that have been issued but are not yet effective.

<b>Amendments to standard</b>	<b>Description</b>	<b>Effective for annual years beginning on or after</b>	<b>Summary of the amendment</b>
IAS 1	Classification of liabilities as current or non-current	January 1, 2024	The amendment has clarified what is meant by a right to defer settlement, that a right to defer must exist at the end of the reporting period, that classification is unaffected by the likelihood that an entity will exercise its deferral right, and that only if an embedded derivative in a convertible liability is itself an equity instrument the terms of liability would not impact its classification.
IFRS 16	Leases on sale and leaseback	January 1, 2024	These amendments include requirements for sale and leaseback transactions in IFRS 16 to explain how an entity accounts for a sale and leaseback after the date of the transaction. Sale and leaseback transactions where some or all the lease payments are variable lease payments that do not depend on an index or rate are most likely to be impacted.
IAS 7 and IFRS 7	Supplier finance arrangements	January 1, 2024	These amendments require to add disclosure requirements to enhance transparency of supplier finance arrangements, and 'signposts' within existing disclosure requirements, that ask entities to provide qualitative and quantitative information about supplier finance arrangements.
IAS 21	Lack of Exchangeability	January 1, 2025	The amendments contain guidance to specify when a currency is exchangeable and how to determine the exchange rate when it is not.

Management anticipates that these new standards, interpretations and amendments will be adopted in the Group's consolidated financial statements as and when they are applicable and adoption of these new standards and will have no material impact on the consolidated financial statements of the Group in the year of initial application.

**SAUDI PAPER MANUFACTURING COMPANY**  
**(A SAUDI JOINT STOCK COMPANY)**  
**NOTES TO THE CONSOLIDATED FINANCIAL STATEMENTS**  
**FOR THE YEAR ENDED DECEMBER 31, 2023**

---

### **3. MATERIAL ACCOUNTING POLICIES**

The following is a summary of material accounting policies applied by the Group.

#### **3.1 Property, plant and equipment**

Property, plant and equipment (except freehold land and building under construction) are stated at their cost less accumulated depreciation and accumulated impairment losses if any. Land is stated at cost less accumulated impairment losses, if any.

Properties in the course of construction for production, supply or administrative purposes (capital work in progress) are carried at cost, less any recognized impairment loss. Cost includes professional fees and, for qualifying assets, borrowing costs capitalized in accordance with the Group's accounting policy. Such properties are classified to the appropriate categories of property, plant and equipment when completed and ready for intended use. Depreciation of these assets, on the same basis as other property assets, commences when the assets are ready for their intended use.

Property and equipment (except freehold land and building under construction) are depreciated over its useful lives using the straight line method.

The estimated useful life of the principal classes of assets are as follows:

<b>Class of assets</b>	<b>No of Years</b>
- Buildings and land improvements	25 – 33
- Plant, machinery and equipment	5 – 25
- Furniture, fixtures and office equipment	5 – 15
- Vehicles	4 – 8

The estimated useful lives, residual values and depreciation method are reviewed at the end of each reporting period, with the effect of any changes in estimate accounted for on a prospective basis.

#### **I. Capitalization of costs under PPE**

The cost of an item of property, plant and equipment comprises:

- its purchase price, including import duties and non-refundable purchase taxes, after deducting trade discounts and rebates, and
- any costs directly attributable to bringing the asset to the location and condition necessary for it to be capable of operating in the manner intended by management.

Finance costs on borrowings attributable to the construction of qualifying assets are capitalized during the period of time that is required to complete and prepare the asset for its intended use.

#### **II. Derecognition of property, plant and equipment**

An item of property, plant and equipment is derecognized upon disposal or when no future economic benefits are expected to arise from the continued use of the asset. Any gain or loss arising on the disposal or retirement of an item of property, plant and equipment is determined as the difference between the sales proceeds and the carrying amount of the asset and is recognized in statement of profit or loss.



**SAUDI PAPER MANUFACTURING COMPANY**  
**(A SAUDI JOINT STOCK COMPANY)**  
**NOTES TO THE CONSOLIDATED FINANCIAL STATEMENTS**  
**FOR THE YEAR ENDED DECEMBER 31, 2023**

---

**3. MATERIAL ACCOUNTING POLICIES (Continued)**

**3.1 Property, plant and equipment (Continued)**

**III. Capital Spare Parts (CSP)**

The Group classifies CSPs into critical spare parts (strategic spare parts) and general spare parts using the below guidance:

- A critical spare part is one that is on “stand-by”, i.e. probable to be a major item / part critical to be kept on hand to ensure uninterrupted operation of production. They would normally be used only due to a breakdown, and are not generally expected to be used on a routine basis. Depreciation on critical spares commences immediately on the date of purchase.
- General spare parts are other major spare parts not considered critical and are bought in advance due to planned replacement schedules (in line with prescribed maintenance program) to replace existing major spare parts with new parts that are in operation. Such items are considered to be “available for use” only at a future date, and hence depreciation commences when it is installed as a replacement part. The depreciation period for such general capital spares is over the lesser of its useful life, and the remaining expected useful life of the equipment to which it is associated.

**3.2 Intangible assets**

Intangible assets with finite useful lives that are acquired separately are carried at cost less accumulated amortization and accumulated impairment losses. Intangible assets comprise of computer software, right of use of leased land and goodwill.

Software cost represent cost incurred to implement new Enterprise resource planning (ERP) system and are amortized over 4-7 year period from the date it is fully implemented.

The right of use of leased land is amortized over the lease term period of 33 years using the straight-line method.

Goodwill represents the excess of the cost of a business combination over the Group’s interest in the fair value of identifiable assets, liabilities and contingent liabilities acquired. Goodwill is not amortised, however it is tested for impairment on annual basis.

**3.3 Impairment of tangible and intangible assets**

At the end of each reporting period, the Group reviews the carrying amounts of its tangible and intangible assets to determine whether there is any indication that those assets have suffered an impairment loss. If any such indication exists, the recoverable amount of the asset is estimated in order to determine the extent of the impairment loss (if any). When it is not possible to estimate the recoverable amount of an individual asset, the Group estimates the recoverable amount of the Cash-Generating Unit (CGU) to which the asset belongs. When a reasonable and consistent basis of allocation can be identified, corporate assets are also allocated to individual cash-generating units, or otherwise they are allocated to the smallest group of cash-generating units for which a reasonable and consistent allocation basis can be identified.

Intangible assets with indefinite useful lives or not available for use (CWIP) are not amortised on annual basis however tested for impairment atleast annually and whenever there is an indication that the intangible asset may be impaired.

**SAUDI PAPER MANUFACTURING COMPANY**  
**(A SAUDI JOINT STOCK COMPANY)**  
**NOTES TO THE CONSOLIDATED FINANCIAL STATEMENTS**  
**FOR THE YEAR ENDED DECEMBER 31, 2023**

---

**3. MATERIAL ACCOUNTING POLICIES (Continued)**

**3.3 Impairment of tangible and intangible assets (continued)**

Recoverable amount is the higher of fair value less costs of disposal and value in use. In assessing value in use, the estimated future cash flows are discounted to their present value using a pre-tax discount rate that reflects current market assessments of the time value of money and the risks specific to the asset for which the estimates of future cash flows have not been adjusted.

If the recoverable amount of an asset (or cash-generating unit) is estimated to be less than its carrying amount, the carrying amount of the asset (or cash-generating unit) is reduced to its recoverable amount. An impairment loss is recognized immediately in statement of profit or loss.

When an impairment loss subsequently reverses, the carrying amount of the asset (or a cash-generating unit) is increased to the revised estimate of its recoverable amount, but so that the increased carrying amount does not exceed the carrying amount that would have been determined had no impairment loss been recognized for the asset (or cash-generating unit) in prior years. A reversal of an impairment loss is recognized immediately in statement of profit or loss.

**3.4 Investment in associates**

Associates are those entities in which the Group has significant influence, but not control or joint control, over the financial and operating policies.

Interests in associates are accounted for using the equity method. They are initially recognized at cost, which includes transaction costs. Subsequent to initial recognition, includes the Group's share of the profit or loss and other comprehensive income (OCI) of equity accounted investees, until the date on which significant influence ceases.

**3.5 Inventories**

Inventories are valued at the lower of cost and net realizable value. Costs incurred in bringing each product to its present location and condition are accounted for, as follows:

- Raw materials, packing material and spare parts at weighted average cost basis; cost comprises all costs of purchases and other costs incurred in bringing the inventories to their present location and condition.
- Finished goods and work-in-process at weighted average cost basis: these include cost of direct materials and labor and a proportion of manufacturing overheads based on the normal operating capacity, but excluding borrowing costs.

Net realizable value (NRV) is the estimated selling price in the ordinary course of business, less estimated costs of completion and the estimated costs necessary to make the sale. Allowance is made for slow moving inventories related to spare parts.

Spare parts other than the capital spare parts are included as stores, spare parts and other consumables in inventory and are classified as current assets.

**3.6 Cash and cash equivalents**

Cash and cash equivalents comprise cash on hand and deposits held with the bank, all of which have maturities of 90 days or less and are available for use by the Group unless otherwise stated. Bank overdraft if any, is shown under line item borrowings.

**3.6.1 Short-term deposits**

Short-term deposits comprise of time deposits with banks with maturity periods of more than three months and less than one year from the date of acquisition.

**3.6.2 Treasury Shares**

Treasury shares are recognized as a deduction from equity at the amount of consideration paid by the Company for their acquisition, including any directly attributable transaction costs incurred.

**SAUDI PAPER MANUFACTURING COMPANY**  
(A SAUDI JOINT STOCK COMPANY)  
**NOTES TO THE CONSOLIDATED FINANCIAL STATEMENTS**  
**FOR THE YEAR ENDED DECEMBER 31, 2023**

---

**3. MATERIAL ACCOUNTING POLICIES (Continued)**

**3.7 Financial Instruments**

**Classification of financial assets**

On initial recognition, a financial asset is classified as measured at amortized cost, fair value through other comprehensive income (FVOCI) or fair value through profit or loss (FVTPL). The Group classified its investments in unquoted equity securities under fair value through other comprehensive income.

***Financial Asset at amortized cost***

A financial asset is measured at amortized cost if it meets both of the following conditions and is not designated as at FVTPL:

- the asset is held within a business model whose objective is to hold assets to collect contractual cash flows; and
- the contractual terms of the financial asset give rise on specified dates to cash flows that are solely payments of principal and profit on the principal amount outstanding.

***Business model assessment***

The Group assesses the objective of a business model in which an asset is held at a portfolio level because this best reflects the way the business is managed and information is provided to management. The information considered includes:

- The stated policies and objectives for the portfolio and the operation of those policies in practice. In particular, whether management's strategy focuses on earning contractual revenue, maintaining a particular profit rate profile, matching the duration of the financial assets to the duration of the liabilities that are funding those assets or realizing cash flows through the sale of the assets;
- How the performance of the portfolio is evaluated and reported to the Group's management;
- The risks that affect the performance of the business model (and the financial assets held within that business model) and how those risks are managed;
- How managers of the business are compensated- e.g. whether compensation is based on the fair value of the assets managed or the contractual cash flows collected; and
- The frequency, volume and timing of sales in prior periods, the reasons for such sales and its expectations about future sales activity. However, information about sales activity is not considered in isolation, but as part of an overall assessment of how the Group's stated objective for managing the financial assets is achieved and how cash flows are realized.

The business model assessment is based on reasonably expected scenarios without taking 'worst case' or 'stress case' scenarios into account. If cash flows after initial recognition are realized in a way that is different from the Group original expectations, the Group does not change the classification of the remaining financial assets held in that business model, but incorporates such information when assessing newly originated or newly purchased financial assets going forward.

Financial assets that are held for trading, if any, and whose performance is evaluated on a fair value basis are measured at FVTPL because they are neither held to collect contractual cash flows nor held both to collect contractual cash flows and to sell financial assets.

***Assessments whether contractual cash flows are solely payments of principal and profit***

For the purposes of this assessment, 'principal' is the fair value of the financial asset on initial recognition. 'Profit' is the consideration for the time value of money, the credit and other basic lending risks associated with the principal amount outstanding during a particular period and other basic lending costs (e.g. liquidity risk and administrative costs), along with profit margin. Financial assets measured at fair value, gains and losses will either be recorded in profit or loss or other comprehensive income (OCI).

**SAUDI PAPER MANUFACTURING COMPANY**  
**(A SAUDI JOINT STOCK COMPANY)**  
**NOTES TO THE CONSOLIDATED FINANCIAL STATEMENTS**  
**FOR THE YEAR ENDED DECEMBER 31, 2023**

---

**3. MATERIAL ACCOUNTING POLICIES (Continued)**

**3.7 Financial Instruments (Continued)**

**Financial assets at fair value through other comprehensive income (FVOCI)**

Assets that are held for collection of contractual cash flows and for selling the financial assets, where the assets' cash flow represent solely payments of principal and interest, are measured at fair value through other comprehensive income (FVOCI).

**Financial assets at fair value through profit or loss (FVPL)**

Assets that do not meet the criteria for amortized cost or FVOCI are measured at FVPL. A gain or loss on a debt investment that is subsequently measured at FVPL is recognized in profit or loss and presented net within other gains/(losses) in the period in which it arises.

**Classification of financial liabilities**

The Group classifies its financial liabilities, other than financial guarantees and loan commitments, as measured at amortized cost. Amortized cost is calculated by taking into account any discount or premium on issue funds, and costs that are an integral part of the Effective Interest Rate (EIR).

**Derivative**

A derivative is a financial instrument or other contract within the scope of this Standard with all three of the following characteristics.

- its value changes in response to the change in a specified interest rate, financial instrument price, commodity price, foreign exchange rate, index of prices or rates, credit rating or credit index, or other variable, provided in the case of a non-financial variable that the variable is not specific to a party to the contract (sometimes called the 'underlying').
- it requires no initial net investment or an initial net investment that is smaller than would be required for other types of contracts that would be expected to have a similar response to changes in market factors.
- it is settled at a future date.

**Embedded derivative**

A derivative embedded in a hybrid contract, with a financial liability or non-financial host, is separated from the host and accounted for as a separate derivative if: the economic characteristics and risks are not closely related to the host, a separate instrument with the same terms as the embedded derivative would meet the definition of a derivative, and the hybrid contract is not measured at fair value through profit or loss.

Derivatives may be embedded in another contractual arrangement (a host contract). The Group accounts for an embedded derivative separately from the host contract when:

- The host contract is not an asset in the scope of IFRS 9;
- The terms of the embedded derivative would meet the definition of a derivative if they were contained in a separate contract; and
- The economic characteristics and risks of the embedded derivative are not closely related to the economic characteristics and risks of the host contract.

Separate embedded derivatives are measured at fair value, with all changes in fair value recognized in the consolidated statement of profit or loss unless they form part of qualifying cash flow or net investment hedging relationship in which case all changes in fair value are recognized in the consolidated statement of comprehensive income.

**SAUDI PAPER MANUFACTURING COMPANY**  
**(A SAUDI JOINT STOCK COMPANY)**  
**NOTES TO THE CONSOLIDATED FINANCIAL STATEMENTS**  
**FOR THE YEAR ENDED DECEMBER 31, 2023**

---

**3. MATERIAL ACCOUNTING POLICIES (Continued)**

**3.7 Financial Instruments (Continued)**

***De-recognition***

**Financial assets**

The Group derecognizes a financial asset when the contractual rights to the cash flows from the financial asset expire, or it transfers the rights to receive the contractual cash flows in a transaction in which substantially all of the risks and rewards of ownership of the financial asset are transferred or in which the Group neither transfers nor retains substantially all of the risks and rewards of ownership and it does not retain control of the financial asset.

On de-recognition of a financial asset, the difference between the carrying amount of the asset (or the carrying amount allocated to the portion of the asset derecognized) and the sum of (i) the consideration received (including any new asset obtained less any new liability assumed) and (ii) any cumulative gain or loss that had been recognized in OCI is recognized in profit or loss.

**Impairment**

The impairment model applies to financial assets measured at amortized cost, contract assets and debt investments at FVOCI, but not to investments in equity instruments. The impairment methodology is generally dependent on whether there has been a significant increase in credit risk. For trade receivables, the Group applies the simplified approach as required by IFRS 9.

At each reporting date, the Group assesses whether financial assets carried at amortized cost are credit-impaired. A financial asset is 'credit-impaired' when one or more events that have a detrimental impact on the estimated future cash flows of the financial asset have occurred. Loss allowances for financial assets measured at amortized cost are deducted from the gross carrying amount of the assets.

**Offsetting financial instruments**

Financial assets and liabilities are offset and the net amount reported in the consolidated statement of financial position when there is a legally enforceable right to offset the recognized amounts and there is an intention to settle on a net basis or realize the asset and settle the liability simultaneously. The legally enforceable right must not be contingent on future events and must be enforceable in the normal course of business and in the event of default, insolvency or bankruptcy of the Group or the counterparty.

**Effective interest rate method**

The effective interest rate (EIR) method is a method of calculating the amortized cost of a debt instrument and of allocating interest income over the relevant period. The effective interest rate is the rate that exactly discounts estimated future cash receipts (including all fees and points paid or received that form an integral part of the effective interest rate, transaction costs and other premiums or discounts) through the expected life of the debt instrument, or, where appropriate, a shorter period, to the net carrying amount on initial recognition.

**SAUDI PAPER MANUFACTURING COMPANY**  
**(A SAUDI JOINT STOCK COMPANY)**  
**NOTES TO THE CONSOLIDATED FINANCIAL STATEMENTS**  
**FOR THE YEAR ENDED DECEMBER 31, 2023**

---

**3. MATERIAL ACCOUNTING POLICIES (Continued)**

**3.8 Foreign Currency translations**

Transactions denominated in currencies other than the entity's functional currency (foreign currencies) are recognized at the rates of exchange prevailing at the dates of the transactions. Monetary assets and liabilities denominated in foreign currencies at the end of each reporting period are translated at the rates prevailing at that date. Non-monetary items that are measured in terms of historical cost in a foreign currency shall be translated using the exchange rate at the date of the transaction. Non-monetary items carried at fair value that are denominated in foreign currencies are translated at the rates prevailing at the date when the fair value was determined.

Exchange differences on monetary items are recognized in the consolidated statement of profit or loss in the period in which they arise except for exchange differences on monetary items receivable from or payable to a foreign operation for which settlement is neither planned nor likely to occur (therefore forming part of the net investment in the foreign operation), which are recognized initially in other comprehensive income and reclassified from equity to consolidated statement of profit or loss on repayment of the monetary items.

On the disposal of a foreign operation (i.e. a disposal of the Group's entire interest in a foreign operation, a disposal involving loss of control over a subsidiary that includes a foreign operation), all of the exchange differences accumulated in equity in respect of that operation attributable to the owners of the Group are reclassified to statement of profit or loss. In addition, in relation to a partial disposal of a subsidiary that includes a foreign operation that does not result in the Group losing control over the subsidiary, the proportionate share of accumulated exchange differences is re-attributed to non-controlling interests and are not recognized in the statement of profit or loss. For all other partial disposals (i.e. partial disposals of associates or joint arrangements that do not result in the Group losing significant influence or joint control), the proportionate share of the accumulated exchange differences is reclassified to statement of profit or loss.

**3.9 Group entities**

The results and financial position of foreign subsidiaries having reporting currencies other than the presentation currency of the parent company, are translated into functional currency as follows:

- (i) Assets and liabilities for each reporting period presented are translated at the closing exchange rates prevailing at the end of reporting period.
- (ii) Income and expenses from each reporting period are translated at average exchange rates and;
- (iii) Components of the equity accounts are translated at the exchange rates in effect of the dates of the related items originated. Cumulative adjustments resulting from the translations are reported in other comprehensive income and are reported in a separate component of equity as "Currency translation differences".

**SAUDI PAPER MANUFACTURING COMPANY**  
**(A SAUDI JOINT STOCK COMPANY)**  
**NOTES TO THE CONSOLIDATED FINANCIAL STATEMENTS**  
**FOR THE YEAR ENDED DECEMBER 31, 2023**

---

**3. MATERIAL ACCOUNTING POLICIES (Continued)**

**3.10 Provisions**

Provisions are recognized when the Group has a present obligation (legal or constructive) as a result of a past event, it is probable that the Group will be required to settle the obligation, and a reliable estimate can be made of the amount of the obligation. The amount recognized as a provision is the best estimate of the consideration required to settle the present obligation at the end of the reporting period, taking into account the risks and un-certainties surrounding the obligation. When a provision is measured using the cash flows estimated to settle the present obligation, its carrying amount is the present value of those cash flows (when the effect of the time value of money is material).

When some or all of the economic benefits required to settle a provision are expected to be recovered from a third party, a receivable is recognized as an asset if it is virtually certain that reimbursement will be received and the amount of the receivable can be measured reliably.

**3.11 Right-of-use assets**

The Group recognises right-of-use assets at the commencement date of the lease (i.e., the date the underlying asset is available for use). Right-of-use assets are measured at cost, less any accumulated depreciation and impairment losses, and adjusted for any remeasurement of lease liabilities. The cost of right-of-use assets includes the amount of lease liabilities recognised, initial direct costs incurred, lease payments made at or before the commencement date less any lease incentives received and restoration costs. Unless the Group is reasonably certain to obtain ownership of the leased asset at the end of the lease term, the recognised right-of-use assets are depreciated on a straight-line basis over the shorter of its estimated useful life and the lease term. If the Group is reasonably certain to exercise a purchase option, the right-of-use asset is depreciated over underlying asset's useful life. Right-of-use assets are subject to impairment.

**3.12 Lease liabilities**

At the commencement date of the lease, the Group recognises lease liabilities measured at the present value of lease payments to be made over the lease term. The lease payments include fixed payments (including in substance fixed payments) less any lease incentives receivable, variable lease payments that depend on an index or a rate, and amounts expected to be paid under residual value guarantees. The lease payments also include the exercise price of a purchase option reasonably certain to be exercised by the Company and payments of penalties for terminating a lease, if the lease term reflects the Company exercising the option to terminate. The variable lease payments that do not depend on an index or a rate are recognised as expense in the year on which the event or condition that triggers the payment occurs.

In calculating the present value of lease payments, the Group uses the incremental borrowing rate at the lease commencement date if the interest rate implicit in the lease is not readily determinable. Incremental rate is the rate that the individual lessee would pay to borrow the funds necessary to obtain an asset of similar value to the right-of-use asset in a similar economic environment with similar terms, security and conditions. After the commencement date, the amount of lease liabilities is increased to reflect the accretion of interest and reduced for the lease payments made. In addition, the carrying amount of lease liabilities is remeasured if there is a modification, a change in the lease term, a change in the in-substance fixed lease payments or a change in the assessment to purchase the underlying asset.

**SAUDI PAPER MANUFACTURING COMPANY**  
**(A SAUDI JOINT STOCK COMPANY)**  
**NOTES TO THE CONSOLIDATED FINANCIAL STATEMENTS**  
**FOR THE YEAR ENDED DECEMBER 31, 2023**

---

**3. MATERIAL ACCOUNTING POLICIES** (Continued)

**3.12 Lease liabilities** (Continued)

Lease payments are allocated between principal and finance cost. The finance cost is charged to profit or loss over the lease period so as to produce constant periodic rate of interest on the remaining balance of the liability of each year.

**Short-term leases and leases of low-value assets**

The Company applies the short-term lease recognition exemption to its short-term leases of rented properties (i.e., those leases that have a lease term of 12 months or less from the commencement date and do not contain a purchase option). It also applies the lease of low-value assets recognition exemption to leases of office equipment that are considered of low value. Lease payments on short term leases and leases of low-value assets are recognised as expense on a straight-line basis over the lease term.

**3.13 Employee benefits**

**I. Short term employees' benefits**

Liabilities for wages and salaries, including non-monetary benefits and accumulating sick leave that are expected to be settled wholly within 12 months after the end of the period in which the employees render the related service are recognized in respect of employees' services up to the end of the reporting period and are measured at the amounts expected to be paid when the liabilities are settled. The liabilities are presented as current employee benefit obligations within accruals in the consolidated statement of financial position.

**II. Employee end of service benefits (EOSB)**

The defined benefit obligation is calculated annually by independent actuaries using the projected unit credit method. The liability recognized in consolidated statement of financial position in respect of employee benefits is the present value of defined benefits obligation at the end of reporting period.

The present value of the defined benefit obligation is determined by discounting the estimated future cash outflows using interest rates of high-quality corporate bonds that are denominated in the currency in which the benefits will be paid, and that have terms approximating to the terms of the related obligation.

Defined benefit costs are categorized as follows:

***Service cost***

Service costs includes current service cost and past service cost are recognized immediately in consolidated statement of profit or loss.

Changes in the present value of the defined benefit obligation resulting from plan amendments or curtailments are recognized immediately in consolidated statement of profit or loss as past service costs.

***Interest cost***

Interest cost is calculated by applying the discount rate at the beginning of the period to the net defined benefit liability. This cost is included in employee benefit expense in the consolidated statement of profit or loss.

***Re-measurement gains or losses***

Re-measurement gains or losses arising from experience adjustments and changes in actuarial assumptions are recognized in the period in which they occur, directly in other comprehensive income.



**SAUDI PAPER MANUFACTURING COMPANY**  
**(A SAUDI JOINT STOCK COMPANY)**  
**NOTES TO THE CONSOLIDATED FINANCIAL STATEMENTS**  
**FOR THE YEAR ENDED DECEMBER 31, 2023**

---

**3. MATERIAL ACCOUNTING POLICIES (Continued)**

**3.14 Revenue from contract with customers**

The Group recognizes revenue when a customer obtains controls of the goods at a point in time i.e. on delivery and acknowledgement of goods, using the five-step model. This includes:

- a) Identification of a contract with a customer, i.e., agreements with the Company that creates enforceable rights and obligations.
- b) Identification of the performance obligations in the contract, i.e., promises in such contracts to transfer products or services.
- c) Determination of the transaction price which shall be the amount of consideration the Company will expect to be entitled to in exchange for fulfilling its performance obligations (and excluding any amounts collected on behalf of third parties).
- d) Allocation of the transaction price to each identified performance obligation based on the relative stand-alone estimated selling price of the products or services provided to the customer.
- e) Recognition of revenue when/as a performance obligation is satisfied, i.e., when the promised products or services are transferred to the customer and the customer obtains control. This may be over time or at a point in time.

Revenue shall be measured at the fair value of the consideration received or receivable, taking into account contractually defined terms of payment and excluding taxes or duty. The specific recognition criteria described above must also be met before revenue is recognized. Where there are no specific criteria, above policy will apply and revenue is recorded as earned and accrued.

Revenue is recognized upon delivery or shipment of the products in accordance with the contract terms by which the control of the goods/ products is transferred to the customers and the Group has no effective control over or continuing management involvement over these goods.

The Group satisfies a performance obligation and recognizes revenue over time, if one of the following criteria is met:

1. The customer simultaneously receives and consumes the benefits provided by the Group's performance as the Group performs; or
2. The Group performance creates or enhances an asset that the customer controls as the asset is created or enhanced; or
3. The Group performance does not create an asset with an alternative use to the Company and the Group has an enforceable right to payment for performance completed to date.

For performance obligations, where one of the above conditions are not met, revenue is recognized at the point in time at which the performance obligation is satisfied.

Where there are no specific criteria, above policy will apply and revenue is recorded as earned and accrued.

**3.15 Other income**

Other income includes scrap sales recoveries, gain on sales of property, plant and equipment and other recoveries. Scrap sales recoveries are recognized in consolidated profit or loss on the date on which the Group's right to receive the payment is established. Gain on sales of property, plant and equipment is recognized in consolidated profit or loss on the date on which the Group's right to receive the payment is established. Other recoveries are recognised as income when virtually certain.

**3.16 Borrowing costs**

Borrowing costs are recognised in consolidated profit or loss account in the period in which these are incurred except to the extent of borrowing costs on long term finances that are directly attributable to the acquisition, construction or production of a qualifying asset. Such borrowing costs, if any, are capitalised, during the period of time that is required to complete and prepare the asset for its intended use.

**3.17 Zakat and income tax**

The Group is subject to the regulations of the Zakat, Tax and Customs Authority ("ZATCA") in the kingdom of Saudi Arabia. Moreover, the subsidiaries are subject to the relevant laws relating to income tax in the countries where they conduct their activities. Zakat is calculated on accrual basis. Zakat is calculated on the higher of zakat base or adjusted net income. Any difference in the estimate is recorded when the final assessment is approved, at which time the provision is cleared.

**SAUDI PAPER MANUFACTURING COMPANY**  
**(A SAUDI JOINT STOCK COMPANY)**  
**NOTES TO THE CONSOLIDATED FINANCIAL STATEMENTS**  
**FOR THE YEAR ENDED DECEMBER 31, 2023**

---

**3. MATERIAL ACCOUNTING POLICIES (Continued)**

**3.17 Zakat and income tax (Continued)**

**(a) Withholding tax**

The Company and its local subsidiaries withhold taxes on certain transactions with non-resident parties in the KSA, as required under Saudi Arabian Income Tax Law.

**(b) Value added tax**

Expenses and assets are recognized net of the amount of value added tax, except:

- when the value added tax incurred on a purchase of assets or services is not recoverable from the taxation authority, in which case, the value added tax is recognized as part of the cost of acquisition of the asset or as part of the expense item, as applicable.
- when receivables and payables are stated with the amount of value added tax included. The net amount of value added tax recoverable from, or payable to, the taxation authority is included as part of receivables or payables in the consolidated statement of financial position.

**3.18 Statutory reserve**

In accordance with the by-laws of the Company, the Group has established a statutory reserve by the appropriation of 10% of net income, if available after absorption of accumulated losses, until the reserve equals 30% of the share capital. This reserve is not available for dividend distribution.

**3.19 Expenses**

Expenses are classified according to their function as part of cost of sales, or the cost of selling and marketing or administrative activities. Selling, distribution, general and administrative expenses include indirect costs not specifically part of production costs as required as per generally accepted accounting principles. Allocations between selling, marketing, general and administrative expenses and production costs, when required are made on a consistent basis.

**3.20 Operating Segment**

**(a) Business segment**

A business segment is group of assets, operations or entities:

- (i) Engaged in revenue producing activities;
- (ii) Results of its operations are continuously analyzed by management in order to make decisions related to resource allocation and performance assessment; and
- (iii) Financial information is separately available.

**(b) Geographical segment**

A geographical segment is group of assets, operations or entities engaged in revenue producing activities within a particular economic environment that are subject to risks and returns different from those operating in other economic environments.

**3.21 CRITICAL ACCOUNTING JUDGEMENTS, ESTIMATES AND ASSUMPTIONS**

In the application of the Group's accounting policies, which are described in note 3, the management of the Group is required to make judgements, estimates and assumptions about the carrying amounts of assets and liabilities that are not readily apparent from other sources. The estimates and associated assumptions are based on historical experience and other factors that are considered to be relevant. Actual results may differ from these estimates.

The estimates and underlying assumptions are reviewed on an ongoing basis. Revisions to accounting estimates are recognized in the period in which the estimate is revised if the revision affects only that period, or in the period of the revision and future periods if the revision affects both current and future periods.

### **3. MATERIAL ACCOUNTING POLICIES (Continued)**

#### **3.21 CRITICAL ACCOUNTING JUDGEMENTS, ESTIMATES AND ASSUMPTIONS (Continued)**

##### **(1) Critical accounting judgments**

The following are the critical judgements, that have most significant effects on the amounts recorded in the financial statements.

###### ***Revenue recognition***

The Group recognizes revenue at a point in time or over time as per the requirement of IFRS 15 as mentioned in the policy note 3.14.

##### **(2) Key sources of estimation uncertainty**

The following are the key assumptions concerning the future, and other key sources of estimation uncertainty at the end of the reporting period that may have a significant risk of causing a material adjustment to the carrying amounts of assets and liabilities within the next financial year:

###### ***(a) Impairment of non-financial assets***

Non-current assets are reviewed for impairment losses whenever events or changes in circumstances indicate that the carrying amount may not be recoverable. An impairment loss, if any, is recognized for the amount by which the carrying amount of the asset exceeds its recoverable amount. The recoverable amount is the higher of an asset's fair value less costs to sell and value in use. For the purpose of assessing impairment, assets are grouped at the lowest levels for which there are separately identifiable cash flows. Non-current assets other than intangible assets and that suffered impairment are reviewed for possible reversal of impairment at each reporting date. Where an impairment loss subsequently reverses, the carrying amount of the asset or cash-generating unit is increased to the revised estimate of its recoverable amount, but the increased carrying amount should not exceed the carrying amount that would have been determined, had no impairment loss been recognized for the assets or cash-generating unit in prior years. A reversal of an impairment loss is recognized as income immediately in the consolidated statement of profit or loss. Impairment losses recognized on Goodwill are not reversible. These are disclosed in note 4 of these consolidated financial statements.

###### ***(b) Impairment of financial assets including trade receivables***

The loss allowances for trade and other receivables are based on assumptions about risk of default and unexpected loss rates. The group uses judgement in making these assumptions and selecting the inputs to the impairment calculation, based on the group's past history, existing market conditions as well as forward looking estimates at the end of each reporting period. These are disclosed in note 9 of these consolidated financial statements.

###### ***(c) Provision for slow moving inventory items***

The management makes a provision for slow moving and obsolete inventory items. Estimates of net realizable value of inventories are based on the most reliable evidence at the time the estimates are made. These estimates take into consideration, fluctuations of price or cost directly related to events occurring subsequent to the statement of financial position date to the extent that such events confirm conditions existing at the end of year. These are disclosed in note 8 of these consolidated financial statements.

###### ***(d) Provisions and contingencies***

A provision for incurred liabilities is recognized when the Group has a present legal or constructive obligations as a result of past events and it is more likely than not that an outflow of resource will be required to settle the obligation and the amount has been reliably estimated.

**SAUDI PAPER MANUFACTURING COMPANY**  
**(A SAUDI JOINT STOCK COMPANY)**  
**NOTES TO THE CONSOLIDATED FINANCIAL STATEMENT**  
**FOR THE YEAR ENDED DECEMBER 31, 2023**

---

**3. MATERIAL ACCOUNTING POLICIES (Continued)**

**3.21 CRITICAL ACCOUNTING JUDGEMENTS, ESTIMATES AND ASSUMPTIONS (Continued)**

**(2) Key sources of estimation uncertainty (Continued)**

**(d) Provisions and contingencies (Continued)**

All possible obligations arising from past events whose existence will be confirmed only by the occurrence or non-occurrence of one or more uncertain future events not wholly within the control of the Group; or all present obligations arising from past events but not recognized because:

(i) it is not probable that an outflow of resources embodying economic benefits will be required to settle the obligation, or (ii) the amount of the obligation cannot be measured with sufficient reliability; assessed at each statement of financial position date and disclosed in the Group's financial statements under contingent liabilities. Contingencies are disclosed in note 33 of these consolidated financial statements.

**(e) Useful lives of property, plant and equipment**

The management determines the estimated useful lives of property, plant and equipment for calculating depreciation. This estimate is determined after considering expected usage of the assets and physical wear and tear. Management reviews the residual value and useful lives annually and change in depreciation charges, if any, are adjusted in current and future periods. These are disclosed in note 3 of these consolidated financial statements.

**(f) Estimation of defined benefit obligation**

The cost of defined benefit obligation and the present value of the obligation are determined using actuarial valuations. An actuarial valuation involves making various assumptions which may differ from actual developments in the future. These include the determination of the discount rate and future salary increases. Due to the complexity of the valuation, the underlying assumptions and its long-term nature, a defined benefit obligation is highly sensitive to changes in these assumptions. All assumptions are reviewed at each reporting date. These are disclosed in note 15 of these consolidated financial statements.

**(g) Leases**

In case the Group cannot readily determine the interest rate implicit in the lease, therefore, it uses its incremental borrowing rate (IBR) to measure lease liabilities. The IBR is the rate of interest that the Group would have to pay to borrow over a similar term, and with a similar security, the funds necessary to obtain an asset of a similar value to the right-of-use asset in a similar economic environment. The IBR therefore reflects what the Group 'would have to pay', which requires estimation when no observable rates are available or when they need to be adjusted to reflect the terms and conditions of the lease. The Group estimates the IBR using observable inputs (such as market interest rates) when available and is required to make certain entity specific estimates.

The Group determines the lease term as the non-cancellable term of the lease, together with any periods covered by an option to extend the lease if it is reasonably certain to be exercised, or any periods covered by an option to terminate the lease, if it is reasonably certain not to be exercised. The Group has several lease contracts that include extension and termination options. The Group applies judgement in evaluating whether it is reasonably certain whether or not to exercise the option to renew or terminate the lease. That is, it considers all relevant factors that create an economic incentive for it to exercise either the renewal or termination. After the commencement date, the Group reassesses the lease term if there is a significant event or change in circumstances that is within its control and affects its ability to exercise or not to exercise the option to renew or to terminate. These are disclosed in note 20 of these consolidated financial statements.

**SAUDI PAPER MANUFACTURING COMPANY**  
**(A SAUDI JOINT STOCK COMPANY)**  
**NOTES TO THE CONSOLIDATED FINANCIAL STATEMENTS**  
**FOR THE YEAR ENDED DECEMBER 31, 2023**

**4 PROPERTY, PLANT AND EQUIPMENT AND RIGHT OF USE ASSETS**

**4.1 PROPERTY, PLANT AND EQUIPMENT**

<u>2023</u>	Lands SR	Buildings and improvements SR	Plant, machinery and equipment SR	Furniture fixtures and office equipment SR	Vehicles SR	Capital work in progress (CWIP) SR	Total SR
<b><u>Cost:</u></b>							
As at January 1, 2023	9,552,486	278,874,017	1,131,808,566	20,636,949	24,971,597	77,217,012	1,543,060,627
Additions during the year	-	363,540	17,042,194	2,372,532	1,218,209	35,019,063	56,015,538
Transfer from CWIP	-	11,119,857	88,795,159	36,137	-	(99,951,153)	-
Disposals during the year	-	-	(424,239)	(716)	(78,931)	-	(503,886)
Effect of movements in exchange rates	-	(20,513)	9,409	507	8,738	-	(1,859)
As at December 31, 2023	<b>9,552,486</b>	<b>290,336,901</b>	<b>1,237,231,089</b>	<b>23,045,409</b>	<b>26,119,613</b>	<b>12,284,922</b>	<b>1,598,570,420</b>
<b><u>Accumulated depreciation and impairment:</u></b>							
As at January 1, 2023	(442,778)	(141,308,151)	(788,391,978)	(17,961,197)	(22,942,888)	(4,051,001)	(975,097,993)
Depreciation for the year	-	(8,479,724)	(42,401,493)	(1,599,742)	(666,050)	-	(53,147,009)
Disposals	-	-	424,239	716	78,931	-	503,886
As at December 31, 2023	<b>(442,778)</b>	<b>(149,787,875)</b>	<b>(830,369,232)</b>	<b>(19,560,223)</b>	<b>(23,530,007)</b>	<b>(4,051,001)</b>	<b>(1,027,741,116)</b>
<b><u>Net book value:</u></b>							
As at December 31, 2023	<b>9,109,708</b>	<b>140,549,026</b>	<b>406,861,857</b>	<b>3,485,186</b>	<b>2,589,606</b>	<b>8,233,921</b>	<b>570,829,304</b>

Capital work in progress as of December 31, 2023 and December 31, 2022, mainly include purchase price and related cost incurred for new paper machines. The machine from opening CWIP was capitalized during the year.

**SAUDI PAPER MANUFACTURING COMPANY**  
**(A SAUDI JOINT STOCK COMPANY)**  
**NOTES TO THE CONSOLIDATED FINANCIAL STATEMENTS**  
**FOR THE YEAR ENDED DECEMBER 31, 2023**

**4 PROPERTY, PLANT AND EQUIPMENT AND RIGHT OF USE ASSETS (Continued)**

**4.1 PROPERTY, PLANT AND EQUIPMENT (Continued)**

<u>2022</u>	Lands SR	Buildings and improvements SR	Plant, machinery and equipment SR	Furniture fixtures and office equipment SR	Vehicles SR	Capital work in progress SR	Total SR
<u>Cost:</u>							
As at January 1, 2022	14,728,533	278,634,087	1,123,165,360	19,174,073	23,958,148	7,032,690	1,466,692,891
Additions during the year	-	1,008,251	8,238,501	1,451,990	1,003,329	70,772,224	82,474,295
Transfer from CWIP	-	232,152	345,300	10,450	-	(587,902)	-
Disposals during the year	(5,176,047)	(1,075,728)	-	-	-	-	(6,251,775)
Effect of movements in exchange rates	-	75,255	59,405	436	10,120	-	145,216
As at December 31, 2022	9,552,486	278,874,017	1,131,808,566	20,636,949	24,971,597	77,217,012	1,543,060,627
<u>Accumulated depreciation and impairment:</u>							
As at January 1, 2022	-	(132,870,054)	(754,975,762)	(16,967,465)	(22,147,668)	(4,051,001)	(931,011,950)
Depreciation for the year	-	(8,424,488)	(38,632,417)	(974,602)	(795,220)	-	(48,826,727)
Impairment for the year	(442,778)	(470,525)	(64,391)	(19,130)	-	-	(996,824)
Reversal of impairment for the year	-	-	5,280,592	-	-	-	5,280,592
Disposals	-	456,916	-	-	-	-	456,916
As at December 31, 2022	(442,778)	(141,308,151)	(788,391,978)	(17,961,197)	(22,942,888)	(4,051,001)	(975,097,993)
<u>Net book value:</u>							
As at December 31, 2022	9,109,708	137,565,866	343,416,588	2,675,752	2,028,709	73,166,011	567,962,634

**SAUDI PAPER MANUFACTURING COMPANY**  
(A SAUDI JOINT STOCK COMPANY)  
**NOTES TO THE CONSOLIDATED FINANCIAL STATEMENTS**  
**FOR THE YEAR ENDED DECEMBER 31, 2023**

**4 PROPERTY, PLANT AND EQUIPMENT AND RIGHT OF USE ASSETS (Continued)**

**4.2 RIGHT OF USE ASSETS**

2023	Lands SR	Buildings SR	Office equipment SR	Vehicle SR	Total SR
<b>Cost:</b>					
As at January 1, 2023	9,290,299	3,127,336	518,895	9,145,944	22,082,474
Additions	76,915	3,419,734	-	-	3,496,649
Derecognition of right of use assets	-	(1,333,063)	-	-	(1,333,063)
Exchange rates effect	-	88,227	-	-	88,227
As at December 31, 2023	<b>9,367,214</b>	<b>5,302,234</b>	<b>518,895</b>	<b>9,145,944</b>	<b>24,334,287</b>
<b>Accumulated depreciation</b>					
As at January 1, 2023	(3,076,280)	(1,903,194)	(220,040)	(5,282,045)	(10,481,559)
Depreciation for the year	(942,293)	(1,651,035)	(103,779)	(2,691,800)	(5,388,907)
Depreciation on derecognised assets	-	1,333,063	-	-	1,333,063
As at December 31, 2023	<b>(4,018,573)</b>	<b>(2,221,166)</b>	<b>(323,819)</b>	<b>(7,973,845)</b>	<b>(14,537,403)</b>
<b>Net book value:</b>					
As at December 31, 2023	<b>5,348,641</b>	<b>3,081,068</b>	<b>195,076</b>	<b>1,172,099</b>	<b>9,796,884</b>
2022	Lands SR	Buildings SR	Office equipment SR	Vehicle SR	Total SR
<b>Cost:</b>					
As at January 1, 2022	8,650,545	3,257,640	518,895	9,145,944	21,573,024
Additions	639,754	315,651	-	-	955,405
Derecognition of right of use assets	-	(418,055)	-	-	(418,055)
Exchange rates effect	-	(27,900)	-	-	(27,900)
As at December 31, 2022	<b>9,290,299</b>	<b>3,127,336</b>	<b>518,895</b>	<b>9,145,944</b>	<b>22,082,474</b>
<b>Accumulated depreciation</b>					
As at January 1, 2022	(2,232,411)	(1,250,182)	(116,264)	(2,590,245)	(6,189,102)
Depreciation for the year	(843,869)	(1,071,067)	(103,776)	(2,691,800)	(4,710,512)
Depreciation on derecognised assets	-	418,055	-	-	418,055
As at December 31, 2022	<b>(3,076,280)</b>	<b>(1,903,194)</b>	<b>(220,040)</b>	<b>(5,282,045)</b>	<b>(10,481,559)</b>
<b>Net book value:</b>					
As at December 31, 2022	<b>6,214,019</b>	<b>1,224,142</b>	<b>298,855</b>	<b>3,863,899</b>	<b>11,600,915</b>

Lease liabilities related to these ROU assets are disclosed in note 20 to these consolidated financial statements.

**4.3 Allocation of depreciation**

	<b>Note</b>	<b>2023 SR</b>	<b>2022 SR</b>
Cost of sales	22	<b>52,932,854</b>	48,288,717
General and administrative expenses	23	<b>1,748,510</b>	1,196,739
Selling and distribution expenses	24	<b>3,854,552</b>	4,051,783
<b>Total</b>		<b>58,535,916</b>	<b>53,537,239</b>

**4.4 Impairment on working plant and machinery**

As of December 31, 2022, the management engaged a third party consultant for the review of impairment assessment of its property, plant and equipment from the manufacturing segment since the economic performance of few of the assets was not in line with expectations. Assets assessed for impairment comprise of production lines each of which represent a separate CGU. Recoverable amount for these assets were computed through "value-in-use" method using discounted cash flows and determined at the level of CGU. In determining the value in use for the CGU, the cash flows determined using the approved budget and 5 years business plan. The discount rate was estimated based on the weighted-average cost of capital at a rate of 11.2%. Based on the results of this assessment, no impairment loss on any of the CGUs was recognised.

**SAUDI PAPER MANUFACTURING COMPANY**  
**(A SAUDI JOINT STOCK COMPANY)**  
**NOTES TO THE CONSOLIDATED FINANCIAL STATEMENTS**  
**FOR THE YEAR ENDED DECEMBER 31, 2023**

**4. PROPERTY, PLANT AND EQUIPMENT AND RIGHT OF USE ASSETS (Continued)**

**4.4 Impairment on working plant and machinery (Continued)**

However, a reversal in impairment loss of SR 5.2 million on one of the CGUs was recorded in “cost of revenue” in the year ended December 31, 2022, (note 22) for which impairment was recognized in prior years. The recoverable amount of the CGU, for which impairment loss has been reversed, as of December 31, 2022 was SR 499.4 million. Reversal in impairment loss is on account of improved performance of that CGU.

As of December 31, 2023, the management has not performed any impairment assessment as no such impairment indicators on any of the CGUs exist as of that date.

**4.5 Impairment of unutilized plant and machinery**

The management engaged a third party consultant for the impairment assessment of certain unutilized assets of property, plant and equipment from the manufacturing segment as of December 31, 2023, amounting to SR 19.2 million (December 31, 2022: SR 20.95 million). Unutilized plant and machinery assessed for impairment comprise of certain assets each of which represent a separate CGU. Fair value less cost of disposal of these assets i.e. market approach, based on both budgetary price method and direct sales comparison was used. The fair value of these assets is measured under level 3 of fair value hierarchy. The recoverable amount of these assets aggregates to SR 20.4 million (December 31, 2022: 21.14 million). The assumptions used in the valuation reflect current market scenario as of the valuation date which are readily comparable in the open market. Based on the results of this assessment, no impairment loss was recognised for these unutilized assets as of December 31, 2023 (December 31, 2022: SR 0.06 million) (note 26.2). The assessment includes assumptions related to estimated selling price in ordinary course of business, estimated cost of completion and estimated cost necessary to make the sales of these assets. The outcome of these assumptions is highly dependent on market conditions as estimated by management and achieving its plans in future. Management believes that these assets have the ability to provide future economic benefits to the Group and accordingly carrying amount of such assets will not exceed their recoverable amounts as of December 31, 2023.

**4.6 Security**

At December 31, 2022, plant and machinery having a net book value equal to SIDF loan carrying amount were mortgaged with SIDF. (Note 14)

**4.7 Leased hold land**

Plant and machinery of the Group in Kingdom of Saudi Arabia is constructed on leased hold land.

**5. INTANGIBLE ASSETS**

	<u>Note</u>	<u>2023</u> <u>SR</u>	<u>2022</u> <u>SR</u>
<i>Definite useful life</i>			
Computer software's	5.1	<b>3,015,107</b>	3,285,063
Right of use of lease land	5.2	<b>8,291,818</b>	8,706,409
<i>Indefinite useful life</i>			
Goodwill	5.3	<b>12,429,664</b>	12,429,664
		<b><u>23,736,589</u></b>	<u>24,421,136</u>



**SAUDI PAPER MANUFACTURING COMPANY**  
**(A SAUDI JOINT STOCK COMPANY)**  
**NOTES TO THE CONSOLIDATED FINANCIAL STATEMENTS**  
**FOR THE YEAR ENDED DECEMBER 31, 2023**

**5. INTANGIBLE ASSETS (Continued)**

**5.1** Movement in computer software's with definite useful life is as follows:

	<b>December 31, 2023</b>	December 31, 2022
	<b>SR</b>	SR
Opening balance	<b>3,285,063</b>	3,266,340
Additions	<b>503,960</b>	1,656,830
Amortization	<b>(773,916)</b>	(1,638,107)
Closing balance	<b>3,015,107</b>	3,285,063

**5.2** Movement in right of use leasehold land with definite useful life is as follows:

	<b>December 31, 2023</b>	December 31, 2022
	<b>SR</b>	SR
Opening balance	<b>8,706,409</b>	9,121,000
Amortization	<b>(414,591)</b>	(414,591)
Closing balance	<b>8,291,818</b>	8,706,409

**5.3 Goodwill**

This represents goodwill of Saudi Riyals 12.4 million recorded on acquisition of the equity interests in Al-Juthoor in the prior years.

The recoverable amount of the CGU was based on value in use estimated using discounted cash flows. The fair value measurement was categorized as a Level 3 fair value based on the inputs in the valuation technique used. The values assigned to the key assumptions represent management's assessment of future trends in the relevant industries and have been based on historical data from both external and internal sources.

The cash flow projections included specific estimates for five years forecast approved by the management and a terminal growth rate thereafter. Budgeted revenue annual growth of 10% (2022: 10.7%) was estimated taking into account past experience, adjusted by revenue growth on account of increase in production capacity from new machine. A change of 2% in revenue annual growth rate will result in an impairment.

The discount rate was estimated based on the weighted-average cost of capital at a rate of 12.1% (2022: 11.2%). The terminal growth rate of 0% (2022: 0%) was determined based on management's estimate of the long-term compound annual growth rate, consistent with the assumptions that a market participant would make. A change of 6.3% in discount rate will result in an impairment. No impairment loss was recognised for 2023 and 2022 respectively.

**6. INVESTMENT IN AN ASSOCIATE**

Investment in an associate at December 31, 2023 and 2022 represents the Group's 26% equity interest in East Gas Company (the Associate), a limited liability Company registered in Kingdom of Saudi Arabia. The Associate is principally involved in distribution of natural gas, maintenance and operating of industrial facilities and wholesale trade in machines and equipment of gas.

The Group has determined that it has significant influence because it has representation on the board of the investee. Movement in investment in an associate is as follows:

	<b>2023</b>	2022
	<b>SR</b>	SR
January 1,	<b>25,120,051</b>	21,908,075
Share in profit of an associate	<b>3,366,573</b>	3,211,976
Share of other comprehensive income	<b>(2,591)</b>	-
Dividends from the associate adjusted with its due balance	<b>(5,200,000)</b>	-
December 31,	<b>23,284,033</b>	25,120,051

**SAUDI PAPER MANUFACTURING COMPANY**  
**(A SAUDI JOINT STOCK COMPANY)**  
**NOTES TO THE CONSOLIDATED FINANCIAL STATEMENTS**  
**FOR THE YEAR ENDED DECEMBER 31, 2023**

**6. INVESTMENT IN AN ASSOCIATE (Continued)**

The tables below provide summarised financial information for the Associate. The information disclosed reflects the amounts presented in the financial statements of the Associate and not the Group's share of those amounts. They have been amended to reflect adjustments made by the entity when using the equity method if any, including fair value adjustments and modifications for differences in accounting policy as needed.

	<b>2023</b>	2022
	<b>SR</b>	SR
Non-current assets	<b>59,611,703</b>	64,694,153
Current assets (excluding cash and cash equivalents)	<b>23,832,526</b>	21,387,152
Cash and cash equivalents	<b>26,348,973</b>	30,476,200
Total current assets	<b>50,181,499</b>	51,863,352
Non-current liabilities (excluding end of service)	<b>(989,515)</b>	(1,041,146)
Noncurrent liabilities	<b>(1,419,281)</b>	(1,407,847)
Total non-current liabilities	<b>(2,408,796)</b>	(2,448,993)
Current liabilities (excluding trade payables and provisions)	<b>(152,656)</b>	(140,352)
Other current liabilities	<b>(17,677,777)</b>	(17,352,580)
Total current liabilities	<b>(17,830,433)</b>	(17,492,932)
<b>Net Assets</b>	<b>89,553,973</b>	96,615,580

**Reconciliation to the carrying amount**

	<b>2023</b>	2022
	<b>SR</b>	SR
Opening net assets	<b>96,615,580</b>	84,261,827
Profit for the year	<b>12,948,358</b>	12,360,929
Other comprehensive loss	<b>(9,965)</b>	(7,176)
Dividend	<b>(20,000,000)</b>	-
Closing net assets	<b>89,553,973</b>	96,615,580
Group share in %	<b>26%</b>	26%
<b>Carrying amount</b>	<b>23,284,033</b>	25,120,051

**Summarized statement of profit or loss of the Associate:**

	<b>December 31,</b>	December 31,
	<b>2023</b>	2022
	<b>SR</b>	SR
Revenue	<b>104,213,562</b>	100,534,147
Depreciation and amortization	<b>(10,418,217)</b>	(9,049,770)
Finance cost	<b>(520,601)</b>	(374,637)
Profit before zakat	<b>13,804,352</b>	13,234,771
Zakat	<b>(855,994)</b>	(873,842)
Profit for the year	<b>12,948,358</b>	12,360,929
Other comprehensive loss	<b>(9,965)</b>	(7,176)
Total comprehensive income	<b>12,938,393</b>	12,353,753

The Group has no contingent liabilities or capital commitments relating to its interest in the associate as at December 31, 2023 (2022: Nil).

The associate has a contingent liability for bank guarantees issued in the normal course of the business amounting SR 19 million as at December 31, 2023 (December 31, 2022: SR 19 million).

During the year, the associate has declared dividend amounting SR 20 million (2022: Nil).

**SAUDI PAPER MANUFACTURING COMPANY**  
**(A SAUDI JOINT STOCK COMPANY)**  
**NOTES TO THE CONSOLIDATED FINANCIAL STATEMENTS**  
**FOR THE YEAR ENDED DECEMBER 31, 2023**

**7. FINANCIAL ASSET AT FAIR VALUE THROUGH OTHER COMPREHENSIVE INCOME (FVOCI)**

The Group has investment at fair value through other comprehensive income invested in unlisted securities (Mena Shipco Limited). This investment is classified as level 3 and fair value is determined using Net Asset Value (NAV). This investment was fully impaired in 2021.

**8. INVENTORIES**

	<u>Note</u>	<u>2023</u> <u>SR</u>	<u>2022</u> <u>SR</u>
Raw materials		<b>65,753,549</b>	59,097,187
Finished goods		<b>34,025,905</b>	30,602,369
Work in progress		<b>1,551,815</b>	2,813,391
Stores, spare parts and other consumables		<b>31,209,235</b>	30,908,292
		<b>132,540,504</b>	123,421,239
Allowance for slow moving inventories	8.1	<b>(7,710,079)</b>	(8,680,345)
		<b>124,830,425</b>	114,740,894

**8.1** The movement in allowance for slow moving inventories during the year ended is as follows:

	<u>Note</u>	<u>December 31, 2023</u> <u>SR</u>	<u>December 31, 2022</u> <u>SR</u>
Opening balance		<b>8,680,345</b>	12,432,228
Provision for the year		<b>69,601</b>	45,320
Reversed during the year	22	<b>(1,039,867)</b>	(3,797,203)
		<b>7,710,079</b>	8,680,345

**9. TRADE RECEIVABLES**

	<u>Note</u>	<u>2023</u> <u>SR</u>	<u>2022</u> <u>SR</u>
Trade receivables		<b>210,347,286</b>	214,954,688
Allowance for impairment of receivables	9.1	<b>(17,429,744)</b>	(56,421,155)
		<b>192,917,542</b>	158,533,533

**9.1** The movement in allowance for impairment of receivables during the year ended is as follows:

	<u>December 31, 2023</u> <u>SR</u>	<u>December 31, 2022</u> <u>SR</u>
Opening balance	<b>56,421,155</b>	53,266,883
Allowance for the year	<b>444,304</b>	8,549,170
Write offs during the year - net	<b>(39,435,715)</b>	(5,394,898)
	<b>17,429,744</b>	56,421,155

**9.2** Management has performed an assessment for the impairment of Group's trade receivables as of December 31, 2023. Based on the results of this assessment, allowance for impairment of trade receivables, amounting to SR 0.44 million, is recognized during the year ended December 31, 2023 (2022: SR 8.55 million). The change in the loss allowance during the year was mainly due to change in credit risks as the receivable balances progressed through successive stages of delinquency to write off.

**9.3** Aging analysis of trade receivables

	<u>Total</u>	<u>Current</u>	<u>&lt; 90 days</u>	<u>91 – 180 days</u>	<u>180 – 365 days</u>	<u>&gt;365 days</u>
<b>December 31, 2023</b>	<b>210,347,286</b>	<b>162,359,175</b>	<b>26,843,539</b>	<b>5,855,344</b>	<b>3,576,009</b>	<b>11,713,219</b>
December 31, 2022	214,954,688	130,112,240	23,855,386	4,638,031	10,190,254	46,158,777

Information about the Group's exposure to credit and market risks, and impairment losses for trade receivables, is included in note 31.

**SAUDI PAPER MANUFACTURING COMPANY**  
**(A SAUDI JOINT STOCK COMPANY)**  
**NOTES TO THE CONSOLIDATED FINANCIAL STATEMENTS**  
**FOR THE YEAR ENDED DECEMBER 31, 2023**

**10. ADVANCES, PREPAYMENTS AND OTHER ASSETS**

	<b>2023</b>	<b>2022</b>
	<b>SR</b>	<b>SR</b>
Advances to suppliers	<b>88,590,282</b>	31,596,984
Prepaid expenses	<b>5,077,702</b>	3,048,928
Employees housing and other advances	<b>746,252</b>	1,384,288
Refundable deposits	<b>267,982</b>	265,902
VAT receivable	<b>215,035</b>	-
Custom duty refundable	-	651,254
Insurance claim receivable	-	219,739
Others	<b>2,646,392</b>	3,180,139
	<b>97,543,645</b>	40,347,234

**11. CASH AND CASH EQUIVALENTS**

		<b>2023</b>	<b>2022</b>
	<b>Note</b>	<b>SR</b>	<b>SR</b>
Cash at banks - current accounts	11.1	<b>34,876,130</b>	115,207,785
Cash in hand		<b>130,362</b>	175,331
		<b>35,006,492</b>	115,383,116

**11.1** The above figures reconcile to the amount of cash shown in the statement of cash flows at the end of the financial year. The table below provides details of cash at bank placed in various currencies.

	<b>2023</b>	<b>2022</b>
	<b>SR</b>	<b>SR</b>
SAR	<b>23,202,924</b>	90,573,550
EUR	<b>5,334,593</b>	9,706,934
DZD	<b>1,305,107</b>	8,756,599
KUW	<b>2,976,740</b>	5,757,244
USD	<b>1,820,924</b>	368,190
AED	<b>190,575</b>	-
JOD	<b>45,267</b>	45,268
	<b>34,876,130</b>	115,207,785

As at December 31, 2022, cash at banks include bank balances amounting to EUR 2.27 million equivalent to SR 9.4 million in local banks in restricted escrow accounts. These escrow accounts were restricted for payment to a foreign vendor when due. As of December 31, 2023, there is no such restricted balance with banks.

**12. SHARE CAPITAL**

As at December 31, 2023, the share capital of the Company was SR 337,000,000 (December 31, 2022: SR 337,000,000) divided into 33,700,000 shares (December 31, 2022: 33,700,000 shares) of SR 10 each (see note 1).

**13. STATUTORY RESERVE, TREASURY SHARES AND OTHER RESERVES**

**13.1 STATUTORY RESERVE**

In accordance with the previously applicable Saudi Arabian Regulations for Companies and the Company By-laws, the Company had established a statutory reserve by the appropriation of 10% of its annual net profit, until such reserve equals 30% of the share capital. The reserve was not available for dividend distribution. The current regulation for Companies does not require the Company to maintain a separate reserve. During the current year, the Company has continued to allocate 10% of profit as per previous regulation as By-laws of the Company are not updated yet. The company is currently in the process of updating its by-laws.

**13.2 TREASURY SHARES**

Pursuant to shareholders approval in extra ordinary general assembly held on January 29, 2023, where it approved the Board of Directors' recommendation to buy its shares upto maximum of 1 million shares and to keep them as treasury shares. The Company acquired 105,262 ordinary shares from the shareholders on November 27, 2023, for cash consideration of SAR 3.88 million. These shares were purchased for the purposes to support the capital base, which contributes to enhancing future growth plans and maximizing total returns to shareholders. These shares were classified by the Company as treasury shares.

**SAUDI PAPER MANUFACTURING COMPANY**  
**(A SAUDI JOINT STOCK COMPANY)**  
**NOTES TO THE CONSOLIDATED FINANCIAL STATEMENTS**  
**FOR THE YEAR ENDED DECEMBER 31, 2023**

**13. STATUTORY RESERVE, TREASURY SHARES AND OTHER RESERVES (Continued)**

**13.3 OTHER RESERVES**

This reserve includes remeasurement gain / (loss) on employees' end of service benefits and share of other comprehensive income of an associate.

**14. MEDIUM AND LONG TERM LOANS**

	<b>Note</b>	<b>2023</b> <b>SR</b>	2022 <b>SR</b>
Commercial bank loans	14.2	<b>254,911,968</b>	336,797,391
Saudi Industrial Development Fund ("SIDF") loans	14.1	-	5,725,031
		<b>254,911,968</b>	342,522,422
Medium and long term loans – current portion		<b>(89,156,136)</b>	(81,490,819)
		<b>165,755,832</b>	261,031,603

**14.1 SIDF loans**

These represent loans obtained from SIDF by the Company. The covenants of the loan agreements require the Company to maintain certain levels of financial condition, place limitations on dividends distributions and on annual capital and rental expenditures.

The loan agreement includes a right of prepayment option (early repayment), that can be exercised at any time throughout the loan period. As at December 31, 2022 the management has not exercised the prepaid option and has assessed that the requirement to separate the prepayment option (i.e. embedded derivative) from the loan amount is not applicable. This was due to the fact that the economic characteristics and risks of the prepayment option is closely related to the economic characteristics and risks of the loan contract. SIDF loans were fully repaid during the year ended December 31, 2023.

**14.2 Commercial bank loans**

The Group has obtained loan facilities both long term and short term of SR 572.2 million from various commercial banks. These loans are mainly denominated in Saudi Riyals which generally bear financial charges based on prevailing market rates. The aggregate maturities of the loans outstanding at December 31, 2023, based on their respective repayment schedules, are spread in 2024 through 2027. The group has long term unutilized facility amounting to SR 0.79 million as at December 31, 2023 (December 31, 2022 SR 0.79 million).

The covenants of some of these facilities require the Group to maintain certain level of financial conditions, require lenders' prior approval for dividends distribution above a certain amount and certain other requirements. The information is summarized in the table below.

	<b>Nominal</b> <b>interest rate</b>	<b>Year of</b> <b>maturity</b>	<b>2023</b> <b>SR</b>	2022 <b>SR</b>
Alinma Bank	SAIBOR + 2.25%	2018-26	<b>133,742,985</b>	162,584,635
Riyadh Bank	SAIBOR + 2%	2018-26	<b>84,630,907</b>	110,223,265
Al-Rajhi Bank	SAIBOR + 2%	2019-24	<b>15,975,985</b>	33,488,749
Saudi Investment Bank	SAIBOR + 2%	2018-25	<b>16,422,690</b>	24,289,895
Saudi National Bank	SAIBOR + 2%	2018-22	-	1,034,552
Industrial Bank of Kuwait	3.5%	2020-27	<b>4,139,401</b>	5,176,295
			<b>254,911,968</b>	336,797,391

These bank loans are secured against promissory notes amounting to SR 917.7 million (2022: SR 710.6 million).

Information about the Group's exposure to interest rate and liquidity risks is included in Note 31.

**SAUDI PAPER MANUFACTURING COMPANY**  
(A SAUDI JOINT STOCK COMPANY)  
**NOTES TO THE CONSOLIDATED FINANCIAL STATEMENTS**  
**FOR THE YEAR ENDED DECEMBER 31, 2023**

**14. MEDIUM AND LONG TERM LOANS (Continued)**

**14.3 Maturity profile of long-term borrowings**

	<b>2023</b>	2022
	<b>SR</b>	SR
2023	-	81,490,819
2024	<b>89,156,136</b>	93,665,693
2025	<b>78,494,976</b>	78,498,693
2026	<b>86,481,976</b>	88,085,693
2027	<b>778,880</b>	781,524
	<b>254,911,968</b>	342,522,422

As of December 31, 2023, the Group has complied with covenant requirements.

**14.4 Reconciliation of liabilities arising from financing activities**

The table below details changes in the Group's liabilities arising from financing activities, including both cash and non-cash changes. Liabilities arising from financing activities are those for which cash flows were, or future cash flows will be, classified in the Group's consolidated cash flow statement as cash flows from financing activities.

	<b>January 1, 2023 SR</b>	<b>Proceeds from loans and borrowing SR</b>	<b>Repayment of loans and borrowings SR</b>	<b>Payments of lease liabilities SR</b>	<b>New leases SR</b>	<b>Interest expense SR</b>	<b>Interest paid SR</b>	<b>December 31, 2023 SR</b>
Medium and long term loans	342,522,422	-	(87,807,051)	-	-	24,557,874	(24,361,277)	254,911,968
Short term loans	148,907,553	280,540,280	(266,164,499)	-	-	11,951,762	(10,977,928)	164,257,168
Lease liabilities	12,212,038	-	-	(5,700,970)	3,496,649	687,502	(687,502)	10,007,717
	<b>503,642,013</b>	<b>280,540,280</b>	<b>(353,971,550)</b>	<b>(5,700,970)</b>	<b>3,496,649</b>	<b>37,197,138</b>	<b>(36,026,707)</b>	<b>429,176,853</b>

	<b>January 1, 2022 SR</b>	<b>Proceeds from loans and borrowing SR</b>	<b>Repayment of loans and borrowings SR</b>	<b>Payments of lease liabilities SR</b>	<b>New leases SR</b>	<b>Interest expense SR</b>	<b>Interest paid SR</b>	<b>December 31, 2022 SR</b>
Medium and long term loans	422,377,061	-	(80,109,456)	-	-	17,624,832	(17,370,015)	342,522,422
Short term loans	168,063,254	381,098,751	(399,993,180)	-	-	6,404,078	(6,665,350)	148,907,553
Lease liabilities	15,534,652	-	-	(4,278,019)	955,405	704,703	(704,703)	12,212,038
	<b>605,974,967</b>	<b>381,098,751</b>	<b>(480,102,636)</b>	<b>(4,278,019)</b>	<b>955,405</b>	<b>24,733,613</b>	<b>(24,740,068)</b>	<b>503,642,013</b>

**SAUDI PAPER MANUFACTURING COMPANY**  
**(A SAUDI JOINT STOCK COMPANY)**  
**NOTES TO THE CONSOLIDATED FINANCIAL STATEMENTS**  
**FOR THE YEAR ENDED DECEMBER 31, 2023**

**15. EMPLOYEES' END OF SERVICE BENEFITS**

The movement in the present value of defined benefit obligation is as follows:

	<u>Note</u>	<u>December 31, 2023</u> <u>SR</u>	<u>December 31, 2022</u> <u>SR</u>
Opening balance		23,174,062	20,597,189
<b>Charged to consolidated profit or loss:</b>			
- Current service cost		3,909,333	3,714,183
- Interest cost	25	1,078,478	542,768
		4,987,811	4,256,951
<b>Charged to consolidated statement of other comprehensive income:</b>			
Financial assumptions		(1,525,501)	-
Demographic assumptions		367	(382,383)
Experience adjustments		(724,369)	1,052,057
Actuarial remeasurement (gain) loss		(2,249,503)	669,674
Paid during the year		(2,081,525)	(2,349,752)
Closing balance		23,830,845	23,174,062

**15.1** The details of the actuarial valuation under the projected unit credit method as at December 31, for unfunded gratuity scheme is as follows:

	<u>December 31, 2023</u>	<u>December 31, 2022</u>
Discount rate per annum used for calculation of obligation	4.65%	4.75%
Salary increment rate used for calculation of obligation	4%	4.75%
Mortality rates (from mortality table)	WHO SA19-75%	WHO SA19-75%
Employee turnover (withdrawal rate)	Moderate	Moderate

**15.2 Sensitivity analysis**

Reasonably possible changes at the reporting date to one of the relevant actuarial assumptions, holding other assumptions constant, would have affected the defined benefit obligation by the amounts shown below.

	<u>December 31, 2023</u>		<u>December 31, 2022</u>	
	<u>Increase</u>	<u>Decrease</u>	<u>Increase</u>	<u>Decrease</u>
	<u>(0.5% movement)</u>		<u>(0.5% movement)</u>	
Discount rate	21,840,130	23,370,799	21,482,423	23,063,643
Future salary growth	23,214,697	21,980,187	23,059,633	21,478,874

**16. TRADE PAYABLES**

	<u>Note</u>	<u>2023</u> <u>SR</u>	<u>2022</u> <u>SR</u>
Non-related parties		97,226,358	71,343,714
Related parties	29	2,395,454	2,861,197
		99,621,812	74,204,911

**17. SHORT TERM LOANS**

These include short-term loans and liabilities against letter of credit refinancing obtained from various commercial banks and bear financial charges at prevailing market rates which are based on inter-bank offer rate.

The covenants of certain of the short-term bank borrowings require the Group to maintain certain level of financial conditions.

As at December 31, 2023, the Group has unused bank financing facilities amounting to SR 156.3 million (2022: SR 39 million).

During the year, the proceeds and repayment for short term facilities including accrued interest were amounting to SR 281 million and SR 266 million respectively.

**SAUDI PAPER MANUFACTURING COMPANY**  
**(A SAUDI JOINT STOCK COMPANY)**  
**NOTES TO THE CONSOLIDATED FINANCIAL STATEMENTS**  
**FOR THE YEAR ENDED DECEMBER 31, 2023**

**18. ACCRUED EXPENSES AND OTHER LIABILITIES**

	2023	2022
Note	SR	SR
Employee benefits accrual	12,904,045	14,311,919
Goods received but invoices not received	4,770,099	9,141,186
Advances from customers	3,955,154	4,221,286
VAT payable	3,740,360	3,254,457
Accrual for utilities	3,208,648	3,600,008
Accrued clearing cost	1,808,537	1,609,156
Accrued transportation cost	1,309,712	386,127
Accrued sales commission	1,098,467	364,252
Accrued legal and professional expenses	987,466	954,246
Accrued rebates	968,902	247,140
Provision for marketing expenses	-	120,019
Accrued car rental	81,210	26,000
Others	1,857,480	1,408,756
	<b>36,690,080</b>	<b>39,644,552</b>

**18.1** The movement in the advances from customers is as follows:

	2023	2022
	SR	SR
January 1	4,221,286	2,837,373
Collected during the year	3,831,396	4,093,527
Earned during the year	(4,097,528)	(2,709,614)
December 31	<b>3,955,154</b>	<b>4,221,286</b>

**19. PROVISION FOR ZAKAT**

**a)** Principal elements of zakat base of the parent and its resident and non-resident wholly subsidiaries are as follows:

	2023	2022
	SR	SR
Non-current assets	620,846,553	631,128,840
Inventory- Spare parts machinery and equipment	30,926,327	30,760,234
Non-current liabilities	182,844,398	287,156,411
Opening shareholders' equity	401,322,225	212,561,024
Net profit before zakat after NCI	81,281,821	48,674,531

**b)** Movement in zakat provision for the year ended as follows:

	2023	2022
	SR	SR
January 1	15,143,728	16,210,122
Provision for the year	3,730,884	1,779,592
Under provision of prior years	4,615,201	-
Charged to statement of profit or loss	8,346,085	1,779,592
Payments made	(8,268,124)	(2,845,986)
December 31	<b>15,221,689</b>	<b>15,143,728</b>

**c) Status of assessments**

Pursuant to the requirements of Circular No. 36025/9/1437 issued by ZATCA the in 2016, the Group had filed combined zakat declaration based on the combined audited financial statements combining the results of parent company and its resident and non-resident wholly owned subsidiaries all the years ending December 31, 2016 to 2022.

During the year ended December 31, 2020, the Company has received assessments from Zakat, Tax and Custom Authority (ZATCA) for the years 2014 to 2018 claiming additional liability amounting to SR 36.1 million. In 2020, the Company had filed an objection related to 2014 assessment claim of SR 9.2 million which was settled by SR 0.48 million and accordingly, the company received the final assessment.



**SAUDI PAPER MANUFACTURING COMPANY**  
**(A SAUDI JOINT STOCK COMPANY)**  
**NOTES TO THE CONSOLIDATED FINANCIAL STATEMENTS**  
**FOR THE YEAR ENDED DECEMBER 31, 2023**

**19. PROVISION FOR ZAKAT (Continued)**

**c) Status of assessments (Continued)**

For the assessments received related to years 2015 to 2018 amounting to SR 26.9 million, the Company has paid SR 1 million and filed an objection against the remaining amount of SR 25.9 million. In the year 2021, the objection was rejected by ZATCA, and the Company has appealed against these assessments in Tax Committee for Resolution of Tax Violations and Disputes. In 2022, the appeal was rejected by Tax Committee for Resolution of Tax Violations and Disputes. However, the Company has appealed to the Appeal Committee for Tax Violations and Disputes against the decision. During the year ended December 31, 2023, the company received the final assessment from ZATCA for the year 2015 to 2018 as final liability of SR 10.4 million of which SR 4.17 million was paid during the year.

Furthermore, during the year ended December 31, 2023, the company has received initial assessment from ZATCA for the years 2019 and 2020 claiming additional liability of SR 1.5 million and SR 3.9 million respectively. The Company recorded liability as of year-end against this assessment is SR 5.2 million. The management believes that the liability against aforementioned final assessments is adequate.

**20. LEASE LIABILITIES**

The Group has lease liabilities related to factory lands, buildings, office equipment and vehicles. With the exception of short-term leases, each lease is presented as a lease liability on the statement of financial position. Lease term period of lands is 20 years with fixed payment terms.

Each lease imposes a restriction that, unless there is a contractual right for the Group to sublet the asset to another party, the right of use asset can only be used by the Group. Leases are either non-cancellable or may only be cancelled by incurring a substantive termination fee. These leases contain an option to extend the lease for a further term. The Group is prohibited from selling or pledging the underlying leased assets as security.

	<b>Note</b>	<b>December 31, 2023</b>	December 31, 2022
		<b>SR</b>	<b>SR</b>
Opening balance		<b>12,212,038</b>	15,534,652
Additions		<b>3,496,649</b>	955,405
Interest accrued during the year	25	<b>687,502</b>	704,703
Lease liability settled during the year		<b>(6,388,472)</b>	(4,982,722)
Closing balance		<b>10,007,717</b>	12,212,038
		<b>December 31, 2023</b>	December 31, 2022
		<b>SR</b>	<b>SR</b>
Current		<b>2,591,073</b>	4,256,686
Non-current		<b>7,416,644</b>	7,955,352
		<b>10,007,717</b>	12,212,038

Right of use assets related to these lease liabilities are disclosed in Note 4.2 of these consolidated financial statements. As at December 31, 2023, lease payments and finance charges related to lease liabilities are as follows:

	<b>Current</b>	<b>1-5 years</b>	<b>6-10 years</b>	<b>11-19 years</b>	<b>Total</b>
	<b>SR</b>	<b>SR</b>	<b>SR</b>	<b>SR</b>	<b>SR</b>
Lease payments	<b>3,056,586</b>	<b>6,129,116</b>	<b>2,544,000</b>	-	<b>11,729,702</b>
Finance charges	<b>(465,513)</b>	<b>(1,048,198)</b>	<b>(208,274)</b>	-	<b>(1,721,985)</b>
Net present values	<b>2,591,073</b>	<b>5,080,918</b>	<b>2,335,726</b>	-	<b>10,007,717</b>

As at December 31, 2022, lease payments and finance charges related to lease liabilities are as follows:

	<b>Current</b>	<b>1-5 years</b>	<b>6-10 years</b>	<b>11-19 years</b>	<b>Total</b>
	<b>SR</b>	<b>SR</b>	<b>SR</b>	<b>SR</b>	<b>SR</b>
Lease payments	4,788,620	6,196,554	3,180,000	-	14,165,174
Finance charges	(531,934)	(1,091,850)	(329,352)	-	(1,953,136)
Net present values	4,256,686	5,104,704	2,850,648	-	12,212,038

The Group has short term and low value lease arrangements and expenses for the year was SR 4.29 million (2022: SR 2.74 million).

**SAUDI PAPER MANUFACTURING COMPANY**  
**(A SAUDI JOINT STOCK COMPANY)**  
**NOTES TO THE CONSOLIDATED FINANCIAL STATEMENTS**  
**FOR THE YEAR ENDED DECEMBER 31, 2023**

**21. REVENUE**

	2023	2022
	SR	SR
Manufacturing	<u>780,302,798</u>	629,397,697
Trading and others	<u>30,779,699</u>	62,467,198
	<u><b>811,082,497</b></u>	<u>691,864,895</u>

**21.1 External revenue by timing of revenue**

	2023	2022
	SR	SR
Goods transferred at point in time	<u>788,632,898</u>	681,686,514
Goods transferred over time	<u>22,449,599</u>	10,178,381
	<u><b>811,082,497</b></u>	<u>691,864,895</u>

**22. COST OF REVENUE**

		2023	2022
	<u>Note</u>	SR	SR
Raw materials, consumables and change in finished products		<u>396,935,229</u>	371,581,281
Depreciation	4.3	<u>52,932,854</u>	48,288,717
Utilities	29	<u>44,694,650</u>	34,953,955
Salaries and other employees' benefits		<u>40,601,913</u>	36,269,622
Maintenance		<u>10,966,820</u>	13,635,693
Insurance		<u>6,838,863</u>	5,388,802
Contract labour		<u>3,600,821</u>	4,466,057
Amortization	5	<u>1,188,507</u>	2,052,698
Lease rentals		<u>760,105</u>	1,880,437
Reversal of impairment loss on property, plant and equipment	4.4	<u>-</u>	(5,280,592)
Reversal of provision for slow moving inventory	8.1	<u>(1,039,867)</u>	(3,797,203)
Others		<u>6,035,346</u>	5,553,836
		<u><b>563,515,241</b></u>	<u>514,993,303</u>

**23. GENERAL AND ADMINISTRATIVE EXPENSES**

		2023	2022
	<u>Note</u>	SR	SR
Salaries and other employees' benefits		<u>37,610,668</u>	33,800,172
Communication and IT services		<u>6,577,548</u>	3,673,347
Legal, professional and consultancy services		<u>2,218,222</u>	3,334,218
Insurance		<u>2,152,743</u>	1,706,695
Depreciation	4.3	<u>1,748,510</u>	1,196,739
Travelling		<u>1,105,219</u>	880,297
Repair and maintenance		<u>721,238</u>	807,108
Government charges and fees		<u>634,283</u>	912,471
Rent		<u>-</u>	163,183
(Reversal) / provision against custom duty refundable		<u>(1,288,839)</u>	1,036,239
Others		<u>3,120,872</u>	6,566,127
		<u><b>54,600,464</b></u>	<u>54,076,596</u>

**24. SELLING AND DISTRIBUTION EXPENSES**

		2023	2022
	<u>Note</u>	SR	SR
Transportation and logistics cost		<u>23,084,194</u>	21,966,467
Salaries and other employees' benefits		<u>18,389,515</u>	16,598,254
Marketing expenses		<u>9,720,898</u>	5,023,949
Sales commission		<u>4,924,830</u>	3,153,097
Depreciation	4.3	<u>3,854,552</u>	4,051,783
Fuel and wood pallets		<u>2,648,156</u>	1,464,281
Travelling expenses		<u>2,316,274</u>	1,934,040
Warehouse rent		<u>2,168,536</u>	706,494
Sales vehicles rent		<u>1,187,415</u>	238,044
Others		<u>7,751,104</u>	6,649,973
		<u><b>76,045,474</b></u>	<u>61,786,382</u>

**SAUDI PAPER MANUFACTURING COMPANY**  
**(A SAUDI JOINT STOCK COMPANY)**  
**NOTES TO THE CONSOLIDATED FINANCIAL STATEMENTS**  
**FOR THE YEAR ENDED DECEMBER 31, 2023**

**25. FINANCE CHARGES**

	<b>2023</b>	2022
	<b>SR</b>	SR
Mark-up on:		
- Long term borrowings	24,557,874	17,624,832
- Short term borrowings	11,951,762	6,404,078
Bank and other charges	2,274,172	2,641,158
Interest on lease liability	687,502	704,703
Interest on employees' end of service benefits	1,078,478	542,768
	<b>40,549,788</b>	<b>27,917,539</b>

**26. OTHER INCOME AND OTHER EXPENSES**

**26.1 OTHER INCOME**

	<b>2023</b>	2022
	<b>SR</b>	SR
Scrap sales	2,608,230	2,105,170
Gain on sale of property, plant and equipment*	263,041	18,967,515
Profit on short term deposit	76,760	375,892
Others	380,160	1,024,076
	<b>3,328,191</b>	<b>22,472,653</b>

\*During the year ended December 31, 2022, the Group sold a piece of land and building with value of SR 24.7 million and recognized a gain on disposal by SR 18.9 million. The carrying value of land and building on date of disposal was SR 5.8 million.

**26.2 OTHER EXPENSES**

	<b>Note</b>	<b>2023</b>	2022
		<b>SR</b>	SR
Impairment loss on land and buildings of non-operational foreign subsidiaries		-	936,777
Impairment loss on unutilized plant and machinery	4.5	-	60,047
Other expenses		772,773	428,299
		<b>772,773</b>	<b>1,425,123</b>

**27. EARNINGS PER SHARE**

Basic earnings per share is calculated by dividing the profit attributable to ordinary shareholders of the Company by the weighted average number of ordinary shares outstanding during the year. With regard to diluted earnings per share, the weighted average number of ordinary shares in issue is adjusted to assume conversion of all diluted potential ordinary shares.

Earnings per share are represented as follows:

	<b>2023</b>	2022
	<b>SR</b>	SR
Net profit for the year	72,935,736	46,894,939
Issued ordinary share at January 1,	33,700,000	28,925,510
Effect of treasury share held	(105,262)	-
Weighted average number of outstanding shares	33,594,738	28,925,510
Basic/ diluted earnings for the year	2.17	1.62

**28. OPERATING SEGMENTS**

**a. Basis for segmentation**

The Group has the following strategic divisions, which are its reportable segments. These divisions offer different products and services, and are managed separately because they require different technology and marketing strategies.

**SAUDI PAPER MANUFACTURING COMPANY**  
(A SAUDI JOINT STOCK COMPANY)  
**NOTES TO THE CONSOLIDATED FINANCIAL STATEMENTS**  
**FOR THE YEAR ENDED DECEMBER 31, 2023**

**28. OPERATING SEGMENTS (Continued)**

**a. Basis for segmentation (Continued)**

The following summary describes the operations of each reportable segment that met the quantitative thresholds for reportable segments in 2023 and 2022.

<u>Reportable segments</u>	<u>Operations</u>
Manufacturing	Buying, manufacturing and distributing pulp and paper
Trading and other	Collecting, sorting and pressing waste papers

Chief Executive Officer (CEO) of the Company is the Chief Operating Decision Maker (CODM) of the Group. CEO reviews the internal management reports of each division at least quarterly.

There are varying levels of integration between the both the segments. This integration includes transfers of recycled raw materials and shared distribution services, respectively. Inter-segment pricing is determined on an arm's length basis.

**b. Information about reportable segments**

Information related to each reportable segment is set out below. Segment profit (loss) before zakat is used to measure performance because management believes that this information is the most relevant in evaluating the results of the respective segments relative to other entities that operate in the same industries.

**For the year ended December 31, 2023**

	<u>Reportable segment</u>	<u>Trading and others</u>	<u>Total</u>
	<u>Manufacturing</u>		
Segment revenue	976,720,000	52,867,480	1,029,587,480
Intra /inter segment revenue	(196,417,202)	(22,087,781)	(218,504,983)
External revenue	780,302,798	30,779,699	811,082,497
Net profit before zakat	85,006,129	(3,156,912)	81,849,217
Finance cost	40,202,273	347,515	40,549,788
Depreciation and amortization	57,315,047	2,409,376	59,724,423
Segment assets	1,045,242,710	32,702,204	1,077,944,914
Segment liabilities	565,352,441	39,188,838	604,541,279

**For the year ended December 31, 2022**

	<u>Reportable segments</u>		<u>Total</u>
	<u>Manufacturing</u>	<u>Trading and others</u>	
Segment revenue	812,215,111	84,561,447	896,776,558
Intra /inter segment revenue	(182,817,414)	(22,094,249)	(204,911,663)
External revenue	629,397,697	62,467,198	691,864,895
Net profit before zakat	20,001,085	28,800,326	48,801,411
Finance cost	26,520,689	1,396,850	27,917,539
Depreciation and amortization	53,847,313	1,742,624	55,589,937
Impairment loss	60,047	936,777	996,824
Reversal of Impairment loss	5,280,592	-	5,280,592
Segment assets	1,019,641,386	38,468,127	1,058,109,513
Segment liabilities	609,637,668	46,171,598	655,809,266

**SAUDI PAPER MANUFACTURING COMPANY**  
**(A SAUDI JOINT STOCK COMPANY)**  
**NOTES TO THE CONSOLIDATED FINANCIAL STATEMENTS**  
**FOR THE YEAR ENDED DECEMBER 31, 2023**

**28 OPERATING SEGMENTS (Continued)**

**c. Geographic information**

The business of the Group is managed on a worldwide basis. However, the main operations are settled in Kingdom of Saudi Arabia, certain Gulf Cooperation Council (GCC) countries and certain other countries.

The geographic information analyses the Group's revenue and non-current assets by the Company's country of domicile and other countries.

**For the year ended  
December 31, 2023**

Revenue	Reportable segment		Total
	Manufacturing	Trading and others	
Saudi Arabia	703,514,856	460,763	703,975,619
GCC countries	58,140,538	392,292	58,532,830
Other countries	18,647,404	29,926,644	48,574,048
<b>Consolidated revenue</b>	<b>780,302,798</b>	<b>30,779,699</b>	<b>811,082,497</b>

**For the year ended  
December 31, 2022**

Revenue	Reportable segments		Total
	Manufacturing	Trading and others	
Saudi Arabia	563,514,688	9,222,847	572,737,535
GCC countries	45,633,577	1,085,448	46,719,025
Other countries	20,249,432	52,158,903	72,408,335
<b>Consolidated revenue</b>	<b>629,397,697</b>	<b>62,467,198</b>	<b>691,864,895</b>

	December 31, 2023 SR	December 31, 2022 SR
<b>- Non-current assets</b>		
Saudi Arabia	584,653,984	585,156,075
GCC countries	34,459,533	35,185,075
Other countries	8,533,293	8,763,586
<b>Consolidated Non-current assets</b>	<b>627,646,810</b>	<b>629,104,736</b>

**d. Timing of revenue recognition**

The Group derives its revenue from contracts with customers as follows.

**For the year ended December 31,  
2023**

	Reportable segment		Total
	Manufacturing	Trading and others	
Revenue a point in time	757,853,199	30,779,699	788,632,898
Revenue over time	22,449,599	-	22,449,599
	<b>780,302,798</b>	<b>30,779,699</b>	<b>811,082,497</b>

**For the year ended December 31,  
2022**

	Reportable segments		Total
	Manufacturing	Trading and others	
Revenue a point in time	619,219,316	62,467,198	681,686,514
Revenue over time	10,178,381	-	10,178,381
	<b>629,397,697</b>	<b>62,467,198</b>	<b>691,864,895</b>

**SAUDI PAPER MANUFACTURING COMPANY**  
**(A SAUDI JOINT STOCK COMPANY)**  
**NOTES TO THE CONSOLIDATED FINANCIAL STATEMENTS**  
**FOR THE YEAR ENDED DECEMBER 31, 2023**

---

**29. TRANSACTIONS AND BALANCES WITH RELATED PARTIES**

The related parties consist of subsidiaries, affiliates and Board of Directors and key management personnel. In the ordinary course of business, the Group transacts with its related parties. Such transactions relate to services rendered and received and expenses incurred on behalf of related parties. The transactions are dealt with on mutually agreed terms and the terms and conditions on these transactions are approved by the Group's management.

**Key management personnel compensation**

	<u>For the year ended December 31, 2023</u>	<u>For the year ended December 31, 2022</u>
Short-term employees benefits BOD and related committees' remuneration	7,136,143	6,831,415
Employees' end of service benefits	2,538,996	2,047,996
	384,336	422,982

Compensation of the Group's key management personnel includes salaries, non-cash benefits and contributions to a post-employment defined benefit plan.

Payable balance to key management personnel as of yearend amounted to SR 4.26 million (December 31, 2022 SR 4.53 million).

**Other related parties' transactions**

During the year ended December 31, the Company had the following significant transactions with its related parties:

<b>Related party</b>	<b>Relationship</b>	<b>Nature of transaction</b>	<u><b>Amount</b></u>	<u><b>Balance</b></u>
			<b>SR</b>	<b>SR</b>
<b>2023:</b>				
East Gas Limited	Associate	Purchase of gas	8,428,278	2,395,454
		Dividend	5,200,000	
<b>2022:</b>				
East Gas Limited	Associate	Purchase of gas	6,620,507	2,861,197

**SAUDI PAPER MANUFACTURING COMPANY**  
**(A SAUDI JOINT STOCK COMPANY)**  
**NOTES TO THE CONSOLIDATED FINANCIAL STATEMENTS**  
**FOR THE YEAR ENDED DECEMBER 31, 2023**

**30. FAIR VALUE MEASUREMENT**

Fair value is the price that would be received to sell an asset or paid to transfer a liability in an orderly transaction between market participants at the measurement date. Underlying the definition of fair value is the presumption that the Group is a going concern and there is no intention or requirement to curtail materially the scale of its operations or to undertake a transaction on adverse terms.

Financial instrument is regarded as quoted in an active market if quoted prices are readily and regularly available from an exchange dealer, broker, industry group, pricing service, or regulatory agency, and those prices represent actual and regularly occurring market transactions on an arm's length basis.

When measuring the fair value, the Group uses market observable data as far as possible. Fair values are categorized into different levels in a fair value hierarchy based on the inputs used in the valuation techniques as follows:

Level 1: Quoted prices (unadjusted) in active markets for identical assets or liabilities that can be accessed at the measurement date.

Level 2: Inputs other than quoted prices included in Level 1 that are observable for the asset or liability, either directly (i.e. as prices) or indirectly (i.e. derived from prices).

Level 3: Inputs for the asset or liability that are not based on observable market data (unobservable inputs).

As of December 31, 2023 and 2022, all of the Group's financial instruments have been carried at amortised cost except for financial assets at fair value through OCI which have been carried at fair value under level 3 fair value hierarchy i.e. based on unobservable inputs and which were fully impaired in 2021. The carrying values of all other financial assets and financial liabilities in the consolidated financial statements approximates to their fair values.

**31. FINANCIAL RISK MANAGEMENT**

The Group finances its operations through equity, borrowing and management of working capital with a view to maintain an appropriate mix between various sources of finance to minimize risk. Taken as a whole the Group's risk arising from financial instruments is limited as there is no significant exposure to price and cash flow risk in respect of such instruments. Financial instruments of the Group are as under:

**Financial instruments by categories**

**(i) Financial assets**

	<b>Amortized Cost</b>	<b>Total</b>
<b>December 31, 2023:</b>		
Trade receivables	192,917,542	192,917,542
Other receivables	2,914,374	2,914,374
Cash and cash equivalents	35,006,492	35,006,492
	<b>230,838,408</b>	<b>230,838,408</b>
<b>December 31, 2022:</b>		
Trade receivables	158,533,533	158,533,533
Other receivables	3,665,780	3,665,780
Cash and cash equivalents	115,383,116	115,383,116
	<b>277,582,429</b>	<b>277,582,429</b>

**SAUDI PAPER MANUFACTURING COMPANY**  
**(A SAUDI JOINT STOCK COMPANY)**  
**NOTES TO THE CONSOLIDATED FINANCIAL STATEMENTS**  
**FOR THE YEAR ENDED DECEMBER 31, 2023**

**31. FINANCIAL RISK MANAGEMENT (Continued)**

**(ii) Financial liabilities**

	<b>At amortized cost</b>	<b>Total</b>
<b>As at December 31, 2023:</b>		
Long term loans	<b>254,911,968</b>	<b>254,911,968</b>
Short term loans	<b>164,257,168</b>	<b>164,257,168</b>
Trade payables	<b>99,621,812</b>	<b>99,621,812</b>
Lease liabilities	<b>10,007,717</b>	<b>10,007,717</b>
Accrued expenses and other liabilities	<b>28,994,566</b>	<b>28,994,566</b>
	<b>557,793,231</b>	<b>557,793,231</b>
<b>As at December 31, 2022:</b>		
Long term loans	342,522,422	342,522,422
Short term loans	148,907,553	148,907,553
Trade payables	74,204,911	74,204,911
Lease liabilities	12,212,038	12,212,038
Accrued expenses and other liabilities	32,168,809	32,168,809
	610,015,733	610,015,733

The Group has exposure to the following risks from financial instrument:

- a. credit risk
- b. liquidity risk
- c. market risk
- d. operational risk

The Board of Directors of the Group has the overall responsibility for establishment and oversight of the Group's risk management framework. To assist the Board in discharging its oversight responsibility, the management has been made responsible for identifying, monitoring and managing the Group's financial risk exposure. The Group's overall risk management program focuses on the under predictability of financial markets and seek to minimize potential adverse effects on the Group's financial performance.

The Group's risk management policies are established to identify and analyse the risks faced by the Group, to set appropriate risk limits and controls and to monitor risks and adherence to limits. Risk management policies and systems are reviewed regularly to reflect changes in market conditions and the Group's activities. The Group, through its training and management standards and procedures, aims to maintain a disciplined and constructive control environment in which all employees understand their roles and obligations.

The Board oversees how management monitors compliance with the Group's risk management policies and procedures, and reviews the adequacy of the risk management framework in relation to the risks faced by the Group.

**a. Credit risk**

Credit risk is the risk of financial loss to the Group if a customer or counterparty to a financial instrument fails to meet its contractual obligations, and arises principally from the Group's receivables from customers and other receivables.



**SAUDI PAPER MANUFACTURING COMPANY**  
**(A SAUDI JOINT STOCK COMPANY)**  
**NOTES TO THE CONSOLIDATED FINANCIAL STATEMENTS**  
**FOR THE YEAR ENDED DECEMBER 31, 2023**

**31. FINANCIAL RISK MANAGEMENT (Continued)**

**a. Credit risk (Continued)**

The carrying amount of financial assets represents the maximum credit exposure. The maximum exposure to credit risk at the reporting date was as follows:

	<b>2023</b>	2022
	<b>SR</b>	SR
Trade receivables	<b>210,347,286</b>	214,954,688
Other receivables	<b>2,914,374</b>	3,665,780
Balances with banks	<b>35,006,492</b>	115,207,785
	<b>248,268,152</b>	333,828,253

**Trade and other receivables**

The Group's exposure to credit risk is influenced mainly by the individual characteristics of each customer. However, management also considers the factors that may influence the credit risk of its customer base, including the default risk associated with the industry and country in which customers operate.

The Group management has established a credit policy under which each new customer is analysed individually for creditworthiness before the Group's standard payment and delivery terms and conditions are offered. The Group's review includes external ratings, if they are available, financial statements, credit agency information, industry information, and in some cases bank references. Sale limits are established for each customer and reviewed periodically. Any sales exceeding those limits require approval from the risk management committee. Trade receivables are written off (i.e. derecognised) when there is no reasonable expectation of recovery. Failure to make payments within 365 days from the due date and failure to engage with the Group on alternative payment arrangement amongst other is considered indicators of no reasonable expectation of recovery and considered as credit impaired. No significant changes to estimation techniques were made during the reporting year.

The Group limits its exposure to credit risk from trade receivables by establishing a maximum payment period of one to three months for individual and corporate customers respectively.

The Group is closely monitoring the economic environment in the Middle east and is taking actions to limit its exposure to customers in countries experiencing particular economic volatility.

The expected loss rates are based on the payment profiles of sales over a period of 24 months before 31 December 31, 2023 or January 1, 2023 respectively and the corresponding historical credit losses experienced within this period. The historical loss rates are adjusted to reflect current and forward looking information on macroeconomic factors affecting the ability of the customers to settle the receivables. The group has identified the GDP (in term of current prices and growth rate) and the inflation rate of the countries in which it sells its goods and services to be the most relevant factors, and accordingly adjusts the historical loss rates based on expected changes in these factors. The Group establishes an allowance for impairment that represents its estimate of incurred losses in respect of trade receivables.

As at December 31, 2023 trade receivables include a secured amount of SR 2,946,357 against the collateral of a building.

At December 31, the maximum exposure to credit risk for trade receivables by geographic region was as follows:

	<b>2023</b>	2022
	<b>SR</b>	SR
Kingdom of Saudi Arabia	<b>199,289,272</b>	205,175,563
Kuwait	<b>8,668,920</b>	7,634,095
Algeria	<b>2,366,174</b>	2,122,110
Jordan	<b>22,920</b>	22,920
	<b>210,347,286</b>	214,954,688

**SAUDI PAPER MANUFACTURING COMPANY**  
**(A SAUDI JOINT STOCK COMPANY)**  
**NOTES TO THE CONSOLIDATED FINANCIAL STATEMENTS**  
**FOR THE YEAR ENDED DECEMBER 31, 2023**

**31. FINANCIAL RISK MANAGEMENT (Continued)**

**a. Credit risk (Continued)**

**Trade and other receivables (continued)**

At December 31, the maximum exposure to credit risk for trade receivables by type of counterparty was as follows.

	<b>2023</b>	2022
	<b>SR</b>	SR
Business to business	<b>133,671,133</b>	130,709,588
Wholesale customers	<b>60,600,593</b>	65,319,154
Retail customers	<b>16,052,640</b>	18,903,026
Other	<b>22,920</b>	22,920
	<b>210,347,286</b>	214,954,688

Other receivable mainly includes insurance claim receivable and refundable deposits. Group management analyse and review these receivables periodically.

On that basis, the loss allowance as at December 31, 2023 and December 31, 2022 was determined as follows for trade receivables:

<b>2023</b>	<b>Total</b>	<b>Current</b>	<b>&lt; 90 days</b>	<b>91 – 180</b>	<b>180 – 365</b>	<b>&gt;365 days</b>
				<b>days</b>	<b>days</b>	
Weighted average loss rate	<b>8%</b>	<b>1%</b>	<b>5%</b>	<b>10%</b>	<b>56%</b>	<b>99.5%</b>
Gross carrying amount	<b>210,347,286</b>	<b>162,359,175</b>	<b>26,843,539</b>	<b>5,855,344</b>	<b>3,576,009</b>	<b>11,713,219</b>
Loss allowance	<b>17,429,744</b>	<b>1,826,760</b>	<b>1,368,818</b>	<b>584,134</b>	<b>1,991,355</b>	<b>11,658,677</b>

<b>2022</b>	<b>Total</b>	<b>Current</b>	<b>&lt; 90 days</b>	<b>91 – 180</b>	<b>180 – 365</b>	<b>&gt;365 days</b>
				<b>days</b>	<b>days</b>	
Weighted average loss rate	26%	2%	5%	13%	64%	100%
Gross carrying amount	214,954,688	130,112,240	23,855,386	4,638,031	10,190,254	46,158,777
Loss allowance	56,421,155	2,018,773	1,118,301	598,832	6,526,472	46,158,777

**SAUDI PAPER MANUFACTURING COMPANY**  
**(A SAUDI JOINT STOCK COMPANY)**  
**NOTES TO THE CONSOLIDATED FINANCIAL STATEMENTS**  
**FOR THE YEAR ENDED DECEMBER 31, 2023**

**31. FINANCIAL RISK MANAGEMENT (Continued)**

**Cash at Bank**

The cash and cash equivalents are held with bank and financial institution counterparties, which are rated as follows;

	Rating		Rating agency	December 31, 2023	December 31, 2022
	Short-term	Long-term			
Saudi National Bank	F2	A-	Fitch	<b>9,566,442</b>	67,138,792
Bank Alinma	F2	A-	Fitch	<b>5,889,627</b>	18,591,146
Riyadh Bank	F2	A-	Fitch	<b>1,391,904</b>	8,340,675
Al Rajhi bank	F2	A-	Fitch	<b>5,352,987</b>	5,527,859
Banque Saudi Fransi	P-1	A2	Moody's	<b>5,500,893</b>	278
Saudi Investment Bank	F2	A-	Fitch	<b>8,317</b>	3,981
Saudi British Bank	F2	A-	Fitch	<b>142,599</b>	78,108
Arab National Bank	P-1	A2	Moody's	<b>20,692</b>	20,692
Bank Aljazeera	F2	A-	Fitch	<b>1,814,273</b>	14,273
Foreign subsidiaries banks and others	-	-	-	<b>5,188,396</b>	15,491,981
				<b>34,876,130</b>	115,207,785

**b. Liquidity risk**

Liquidity risk is the risk that the Group will encounter difficulty in meeting the obligations associated with its financial liabilities that are settled by delivering cash or another financial asset. The Group's approach to managing liquidity is to ensure, as far as possible, that it will have sufficient liquidity to meet its liabilities when they are due, under both normal and stressed conditions, without incurring unacceptable losses or risking damage to the Group's reputation.

The following are the remaining contractual maturities of financial liabilities at the reporting date. The amounts are gross and undiscounted, and include contractual interest payments and exclude the impact of netting agreements.

As at December 31, 2023	Carrying amount	Total			
		Contractual cashflows	Less than one year	One to five years	More than five years
Long term loans	<b>254,911,968</b>	<b>291,598,264</b>	<b>108,795,530</b>	<b>182,802,734</b>	-
Short term loans	<b>164,257,168</b>	<b>168,622,170</b>	<b>168,622,170</b>	-	-
Trade payables	<b>99,621,812</b>	<b>99,621,812</b>	<b>99,621,812</b>	-	-
Lease liabilities	<b>10,007,717</b>	<b>11,729,702</b>	<b>3,056,586</b>	<b>6,129,116</b>	<b>2,544,000</b>
Accrued expenses and other liabilities	<b>28,994,566</b>	<b>28,994,566</b>	<b>28,994,566</b>	-	-
	<b>557,793,231</b>	<b>600,566,514</b>	<b>409,090,664</b>	<b>188,931,850</b>	<b>2,544,000</b>

As at December 31, 2022	Carrying amount	Total			
		Contractual cashflows	Less than one year	One to five years	More than five years
Long term loans	342,522,422	394,569,042	102,668,813	291,900,229	-
Short term loans	148,907,553	152,610,188	152,610,188	-	-
Trade payables	74,204,911	74,204,911	74,204,911	-	-
Lease liabilities	12,212,038	14,165,174	4,788,620	6,196,554	3,180,000
Accrued expenses and other liabilities	32,168,809	32,168,809	32,168,809	-	-
	610,015,733	667,718,124	366,441,341	298,096,783	3,180,000

**SAUDI PAPER MANUFACTURING COMPANY**  
**(A SAUDI JOINT STOCK COMPANY)**  
**NOTES TO THE CONSOLIDATED FINANCIAL STATEMENTS**  
**FOR THE YEAR ENDED DECEMBER 31, 2023**

**31. FINANCIAL RISK MANAGEMENT (Continued)**

**c. Market risk**

Market risk is the risk that changes in market interest rates, equity prices, foreign exchange rates and credit spreads (not relating to changes in the obligor's / issuer's credit standing) will affect the Group's income or the value of its holdings of financial instruments. The objective of market risk management is to manage and control market risk exposures within acceptable parameters, while optimising the return on risk.

**Interest rate risk management**

Interest rate risk management arises from the possibility of changes in interest rates which may affect the value of financial instruments. The Group has long term and short term borrowings at variable rates. Group is exposed to interest rates risk on its borrowings. At the reporting date, the interest rate profile of the Group's interest bearing financial instruments is:

	Interest rate	2023 SR	2022 SR
<b>Financial liabilities</b>			
Long term loans	4%-7.8%	254,911,968	342,522,422
Short term loans	4%-6%	164,257,168	148,907,553
		<u>419,169,136</u>	<u>491,429,975</u>

**Foreign exchange risk management**

Foreign exchange risk is the risk that the value of financial asset or a liability will fluctuate due to change in foreign exchange rates. It arises mainly where receivables and payables exist due to transactions entered into foreign currencies. Currently, the Group's foreign exchange risk exposure is restricted to the amounts receivable / payable from / to the foreign entities and outstanding letters of credit and bills payable. These are mainly denominated in Euros, GBP Pound sterling and "United States Dollar "USD". USD is pegged with SR at USD 1 to SR 3.75.

**d. Operational risk**

Operational risk is the risk of direct or indirect loss arising from a wide variety of causes associated with the processes, technology and infrastructure supporting the Group's activities, either internally within the Group or externally at the Group's service providers, and from external factors other than credit, market and liquidity risks such as those arising from legal and regulatory requirements and generally accepted standards of operation behaviour. Operational risks arise from all the Group's activities.

The Group's objective is to manage operational risk so as to balance limiting of financial losses and damage to its reputation while achieving its objectives of becoming a profitable organisation, producing high quality products and generating returns for investors. Primary responsibility for the development and implementation of controls over operational risk rests with the Board of Directors.

**Capital risk management**

The objective of the Group when managing capital is to safeguard its ability to continue as a going concern so that it can continue to provide returns for shareholders and benefits for other shareholders and to maintain a strong base to support the sustained development of its business.

The Group manages its capital structure by monitoring return on net assets and make adjustments to in the light of changes in economic conditions. In order to maintain or adjust the capital structure, the Group may adjust the amount of dividend payable to the shareholders or issue new shares.

The Group finances its expansion projects through equity, borrowings and management of its working capital with a view to maintain an appropriate mix between various sources of finance to minimize risk.

**SAUDI PAPER MANUFACTURING COMPANY**  
**(A SAUDI JOINT STOCK COMPANY)**  
**NOTES TO THE CONSOLIDATED FINANCIAL STATEMENTS**  
**FOR THE YEAR ENDED DECEMBER 31, 2023**

**31. FINANCIAL RISK MANAGEMENT (Continued)**

**Capital risk management (Continued)**

The gearing ratios at December 31 were as follows:

	<b>2023</b>	2022
	<b>SR</b>	SR
Interest bearing loans and borrowings	<b>419,169,136</b>	491,429,975
Less: cash and cash equivalents	<b>(35,006,492)</b>	(115,383,116)
Net debt	<b>384,162,644</b>	376,046,859
Total equity	<b>473,403,635</b>	402,300,247
Net debt to equity ratio (in times)	<b>0.81</b>	0.93

**32. SUPPLEMENTAL CASHFLOW INFORMATION**

	<b>December 31, 2023</b>	December 31, 2022
	<b>SR</b>	SR
Dividend from associate adjusted with balance due to associate	<b>5,200,000</b>	-
Right of use assets and related lease liability	<b>3,496,649</b>	955,405
Asset capitalized from advances to property, plant and equipment	-	17,279,027

**33. CONTINGENCIES AND COMMITMENTS**

- As of December 31, 2023, the Group was contingently liable for letter of credits and bank guarantees issued in the normal course of the business amounting to SR 27.8 million (December 31, 2022: SR 39.25 million) and SR 0.53 million (December 31, 2022: SR 0.646 million) respectively.
- As of December 31, 2023, the Group capital expenditure contracted amounted to SR 165.9 million (December 31, 2022: SR 176.4 million).

**34. RECLASSIFICATIONS**

Certain comparative figures have been reclassified and re-presented for the purpose of better presentation. However, the effect of those reclassifications was not significant. The key reclassifications were as follows:

<b>Reclassification from</b>	<b>Reclassification to</b>	<b>Amount</b>
<i>Consolidated statement of profit or loss and other comprehensive income</i>		
General and administrative expenses	Finance charges	542,768

**35. EVENTS AFTER THE REPORTING DATE**

Subsequent to the year end, the Company has concluded an understanding agreement for purchase of sixth production line, to produce sanitary paper rolls with a production capacity of 60 thousand tons. The approximate value of purchasing the sixth production line and the equipment needed to operate it is SR 300 million.

**36. APPROVAL OF FINANCIAL STATEMENTS**

The consolidated financial statements were approved by the board of directors and authorized for issue on March 14, 2024 corresponding to 4 Ramadan, 1446H.